

PDF-Toolbox

Mastering PDF Workflows

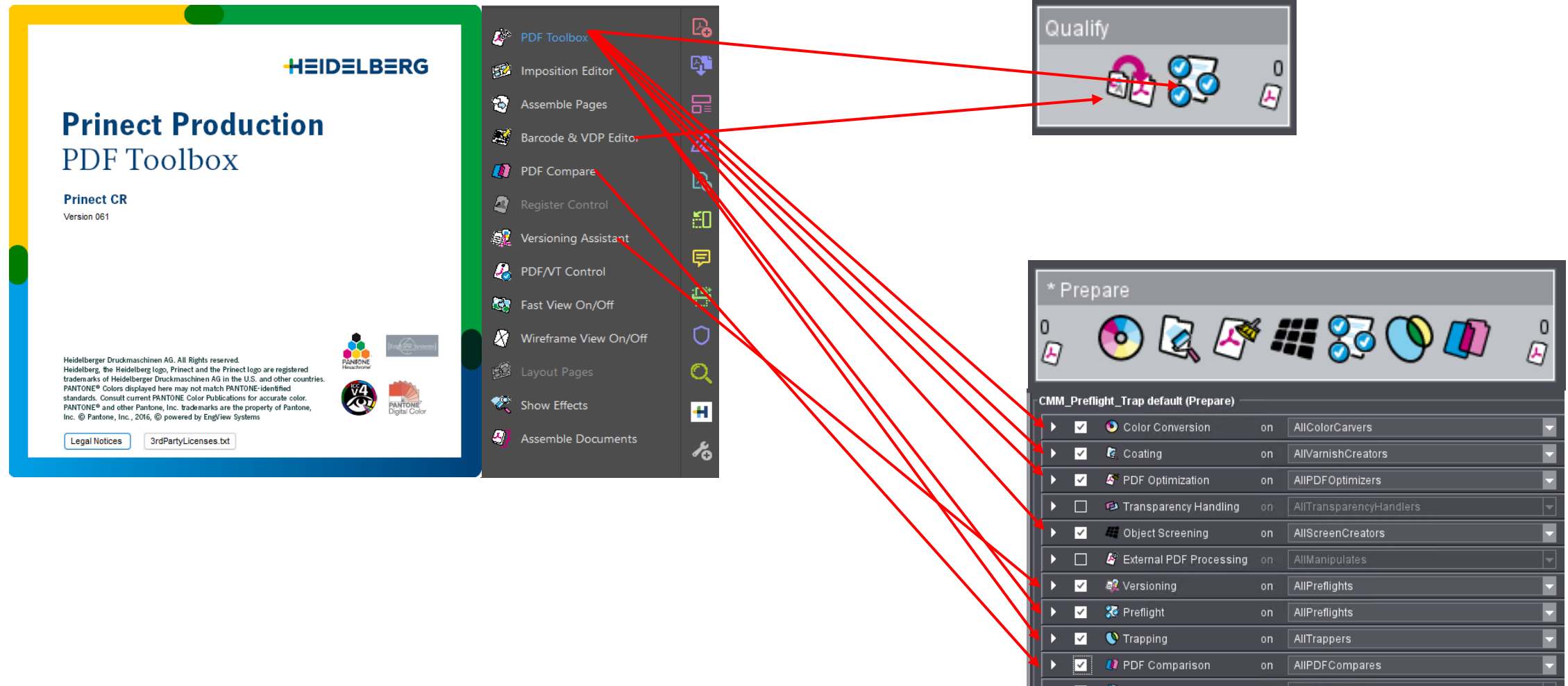
An Overview of Prinect PDF Toolbox and PDF Engines

Sylke Hansen, Hendrik Rintermann | Thursday 3:30-4:00 Uhr | 5:30-6:00

This years content

- What's new in PDF Toolbox/PDF Engines?
- Did you know?
 - Colors and Types
 - Trapper

PDF Toolbox + PDF Engines = PDF Processing



Latest developments in PDF Toolbox/PDF Engines

What's new?

Mediaset 55.00.11:

▶ **PDF Toolbox:** MacOS 26 (Tahoe)

Mediaset 55.00.13:

▶ **PDF Engines:** Adobe PDF Lib21 & Enfocus Lib 2025

What's new?

Barcode & VDP Editor Mediaset 55.00.9/PTB#64:

► Digital franking Deutsche Post



How to... please click





Published	Product	Component	Version	Jira
14.03.2025	PDF Toolbox	VDP Editor	CR55.00.9 /PTB064	<div> PD-288465 - VDP-Editor: DataMatrix Barcode für DV Freimachung DeutschePost RESOLVED</div>



 PD-288465 - VDP-Editor: DataMatrix Barcode für DV Freimachung
DeutschePost **RESOLVED**

RESOLVED

[illegible]

Select the CSV file in tab ->Placeholder:

Text Barcode Image **Placeholders** PDF/VT

File for 'Field' placeholders

☒ .OrlTestlauf Dialogpost International 1 Dialogpost International.csv ...

Encoding ISO Latin-1 Usage Fixed

☐ ...

Encoding ASCII Usage License

Images Folder

...

ID	Type
Counter	Counter
Date	Date
Time	Time
Firma1	Field
Adressfelder.Anrede	Field
Adresszusatzfelder.Vorname und Nachname	Field
ZUSTADR	Field
Adressfelder.Straße / Postfach 2	Field
ZUSTPLZ	Field
ZUSTORT	Field
LAND	Field
SDKATEG	Field
SDNR	Field
BDNR	Field
Behälter.Anfang	Field
Adressfelder.Lfd-Nr.	Field
Adresszusatzfelder.DV-Freimachung (Datamat...	Field
Adresszusatzfelder.DV-Freimachung (Frankier...	Field
Adresszusatzfelder.DV-Freimachung (Datum)	Field
Adresszusatzfelder.DV-Freimachung (Produkt...	Field
Sendung.Entgelt (frankiert)	Field

Besides all the other dynamic placeholders choose the DV Freimachung (84-digit value) as content of the Data Matrix Code and select Symbol Size and Encoding according the needed specifications:

Text Barcode Image Placeholders PDF/VT

Data Matrix

Placeholders Adresszusatzfelder.DV-Freimachung (Datamatrixcode) + =

Content Default ...

Content: \${Adresszusatzfelder.DV-Freimachung (Datamatrixcode)}

Control Characters Hexadecimal 00..FF

Module Width: Other 71% 0.426

☐ Optimized for 1200.0 dpi

Symbol Size 26 x 26 26 x 26

Encoding Base256 Base256

Data Record Placement: 1 1..1

☒ Data Record Preview: 1 1..1071

☒ Preview

Checked by Deutsche Post AG: The matrix code and Frankier-ID are correct and up-to-date. They comply with the specifications of the "MLFVM Part 2: IT Frankierung, Version 1.5.4 dated December 1, 2022" specification:

Heidelberger Druckmaschinen AG, Fraunhoferstraße 6, 24118 Kiel

01 39EC A130 00 1000 0176

DV 03.25 0,34 Deutsche Post  

DIALOGPOST

*Kd.-Nr.: 1003864 / 23 / 1 *

Zertifizierung DV-Freimachung

Testsendung

Frau Lucy Mustermeyer

Uichteritzer Str. 17

06667 Weißenfels

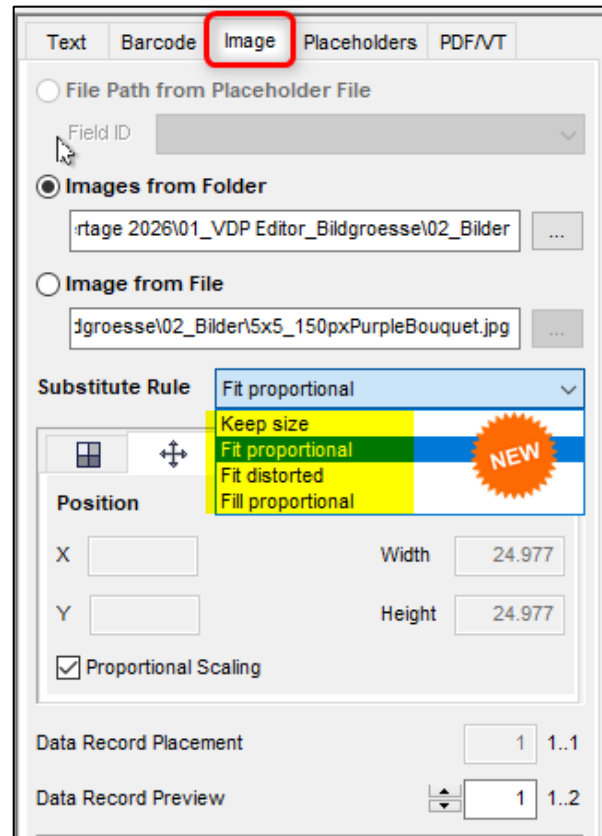
Restriction see: [VDP Editor: minor issue in preview if more than 39 digits in line of CSV - Support Prinect - HDM Prinect Confluence](#)

What's new?

Barcode & VDP Editor Mediaset 55.00.13/PTB#72



- ▶ variable images: fit images to a frame



What's new?

Barcode & VDP Editor Mediaset 55.00.13/PTB#72:



► step & repeat: „stop on end data“

Text Barcode Image Placeholders **PDF/VT**

File for 'Field' placeholders
endertage 2026\02_VDP_StepRepeatStop\Serialnumber.csv

First Data Record

Last Data Record


Maximum per File

☒ Data Record Preview

☐ Cut and Stack ☒ Open results in Acrobat

☒ Stop on end data **NEW**

ID	Replacement
Serialnumber	771345

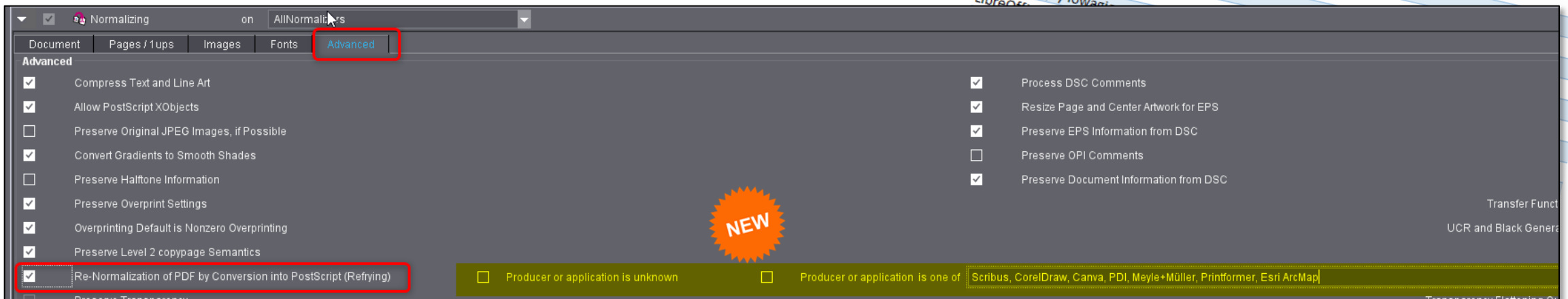


What's new?

Normalizer Engine Mediaset 55.00.13:



► Writing a new PDF (*Refray*) dependent of PDF producer

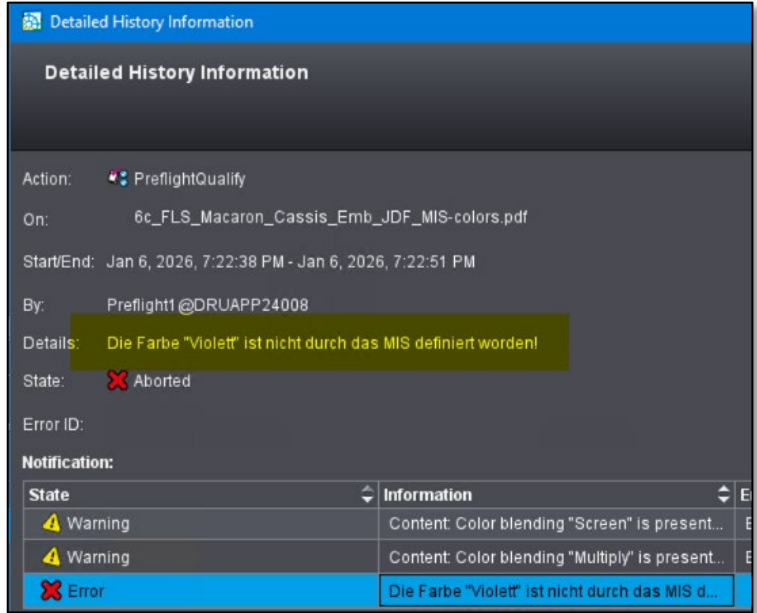
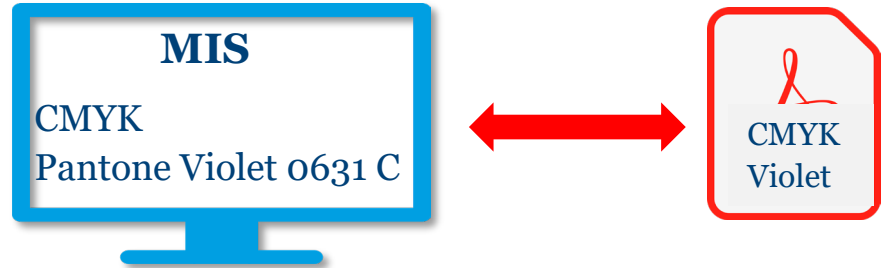
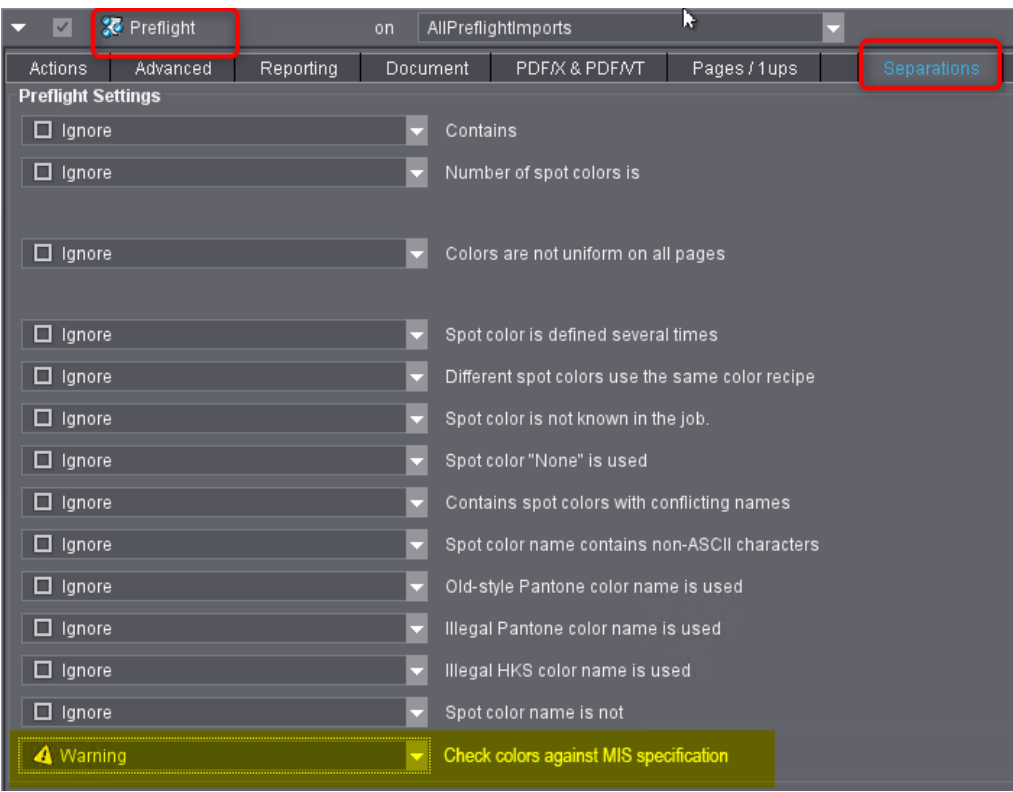


What's new?

Preflighter Engine Mediaset 55.00.13:



► „check colors against MIS specification“

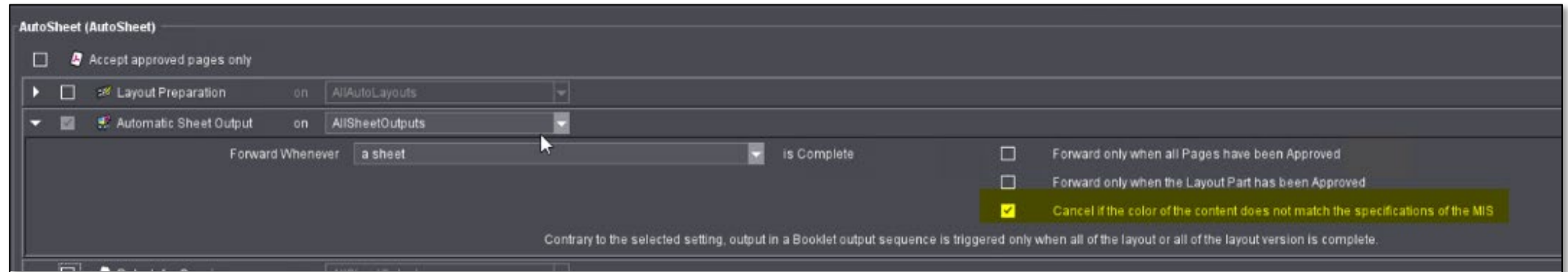


What's new?

Autosheet Mediaset 55.00.10:

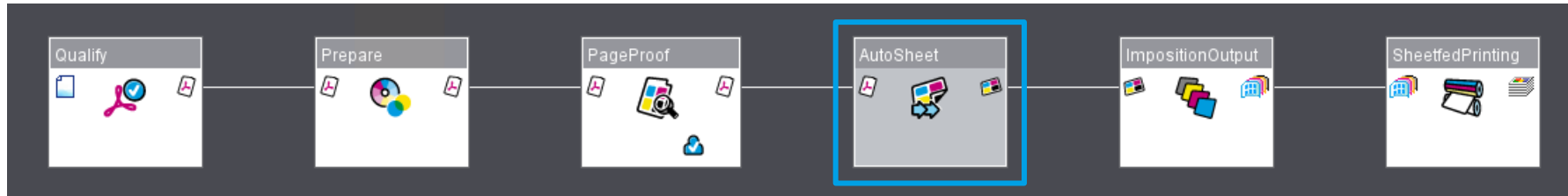


- ▶ “cancel, if the color of the content does not match the specification of the MIS”



What's new?

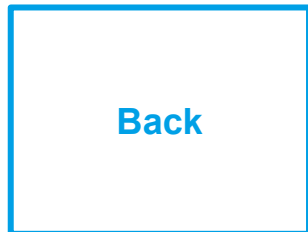
Automatic sheet forwarding via Autosheet:



MIS:



Front



Back




≠

Prepress:



Front



Back



What's new?

In previous versions, it was not possible to verify sheet colors when automatically forwarding via AutoSheet.

► Result: **Three plates are missing!**

Overview

Name: PUD26 AutoSheet Demo OLD

Number: 100121

Customer Name: Heidelberger Druckmaschinen AG

Properties

Processing

Documents 1

Pages 2

Imposition 1

Scheduling

Proof 0

Plates 0

Precutting

Layout

Sheet

Surface

Submit to:

PPMA_ImpositionOutput_Suprasetter_

Separation	Plate Product ID	Plate ID	Plate Size
LO100121 (5)			
ST101916 (Signature 2 pages) (5)			1055.0 x 811.0 mm
Front (4)			1055.0 x 811.0 mm
Black	10012110191600010001	0205700000000	1055.0 x 811.0 mm
Cyan (No content)	10012110191600010002		1055.0 x 811.0 mm
Magenta (No content)	10012110191600010003		1055.0 x 811.0 mm
Yellow (No content)	10012110191600010004		1055.0 x 811.0 mm
Back (1)			1055.0 x 811.0 mm
Black	10012110191600010005	0205700000001	1055.0 x 811.0 mm

MIS (planned)

Prepress

What's new?

- ▶ “cancel, if the color of the content does not match the specification of the MIS”

AutoSheet (AutoSheet)

☐ Accept approved pages only

▶ ☐ Layout Preparation on AllAutoLayouts

▼ ☒ Automatic Sheet Output on AllSheetOutputs

Forward Whenever a sheet is Complete

☐ Forward only when all Pages have been Approved

☐ Forward only when the Layout Part has been Approved

☒ Cancel if the color of the content does not match the specifications of the MIS

Contrary to the selected setting, output in a Booklet output sequence is triggered only when all of the layout or all of the layout version is complete.

- ▶ mismatch?
Processing is stopped.

Notification:

State	Information
Warning	On at least one surface there are pages that have more colors than planned for ...

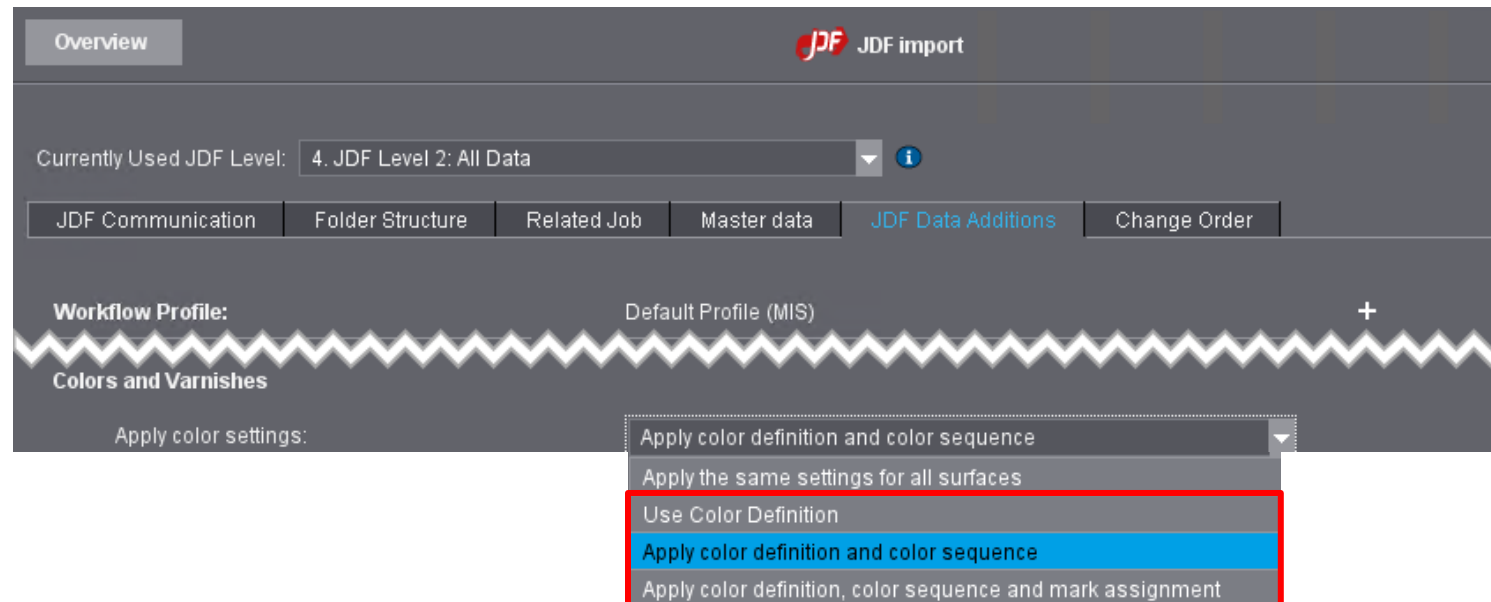
Warning
On at least one surface there are pages that have more colors than planned for output! Surface = "ST101917 / Back". Colors affected = "Cyan, Magenta, Yellow".

Error ID:

What's new?

Please note:

- ▶ No checking of **color names** in AutoSheet!
“Check colors against MIS specifications”
- ▶ Color definition from the MIS must be overtaken!
 Details: Online help



What's new?

New: Short video available in the Prinect Onlinehelp!

► [Prinect Video Tutorials | HEIDELBERG](#)

Prinect Video Tutorials.

Here you will find the video tutorials on the Prinect products.

Prinect Production.

APSC Cockpit Color

DFE Pressroom PMC

PDF Toolbox Portal Signa Station

Packaging/Label Smart Automation

Prinect Business.

Business Manager

Did You know ...?

In our new video series, you will receive many useful tips on Prinect applications.

[Go to Short Videos](#)

HEIDELBERG

Video Set "Did You know ...?"

Watch our new set of short videos with lots of useful tips on Prinect applications.

Note: Subtitles can be switched between various languages.

12/10/2025
New Rules for Restriction to Sujet or Paper Size
 Duration: 2:27 ►
 Keywords: Signa Station, Automarks, Rules, Plate template, Reducing touch points

11/26/2025
Color Handling – Alias Assignment is now Case-Sensitive
 Duration: 1:13 ►
 Keywords: Cockpit, Marks assignment, MIS, Inkprofile

11/04/2025
Stop Jobs With Wrong Colors
 Duration: 2:21 ►
 Keywords: Cockpit, AutoSheet, MIS, PrePress

10/15/2025
Duplicate Cutting Dies
 Duration: 0:58 ►
 Keywords: Signa Station, Margins, Rotation

10/01/2025
Automark "Linetype Covermark" in Packaging Jobs
 Duration: 2:17 ►
 Keywords: Signa Station, Packaging, Glue flaps, Dust flaps

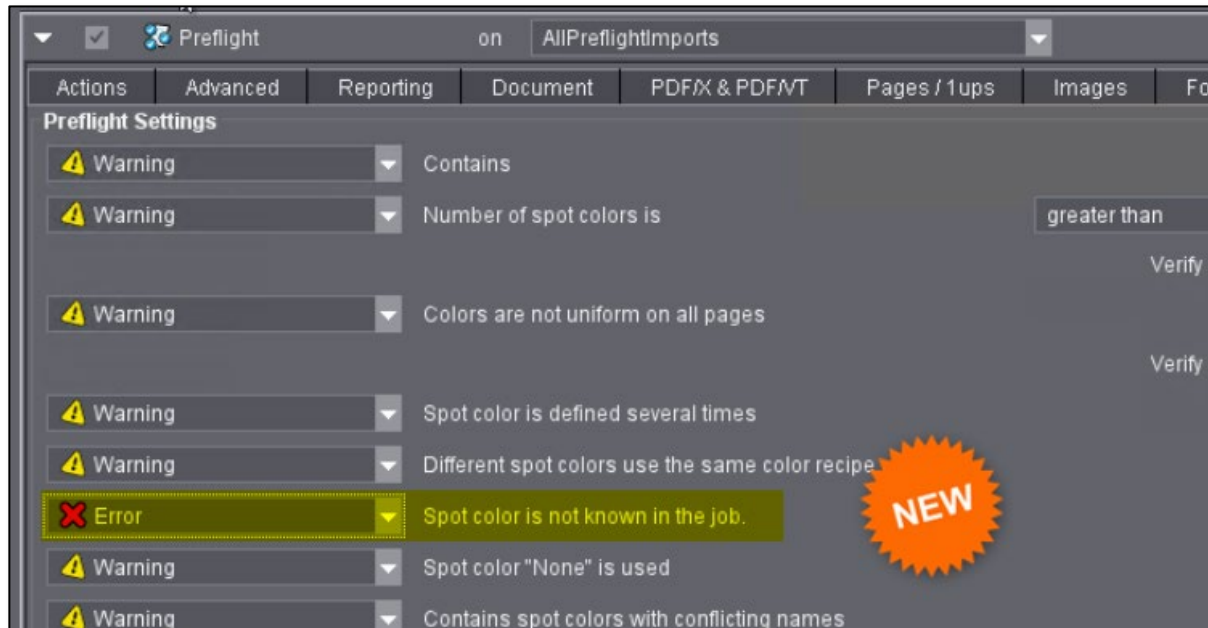
10/01/2025
Different Bleed on Front and Back with Packaging Pro
 Duration: 4:11 ►
 Keywords: Signa Station, Important Area, Resolve Conflicts

What's new?

Preflighter Engine Mediaset 55.00.10:



- ▶ name and behaviour changed:
*„Spotcolor is not available in **color tables**“ -> „spotcolor is not known to the **job**“*



Color List: All Colors

Color	Name	Source	Target
	Cyan	Job	Output
	Magenta	Job	Output
	Yellow	Job	Output
	Black	Job	Output
	unknown color	P...	Output
	FLS	Color table	ut
	Embossing	PDF	ut
		Job	

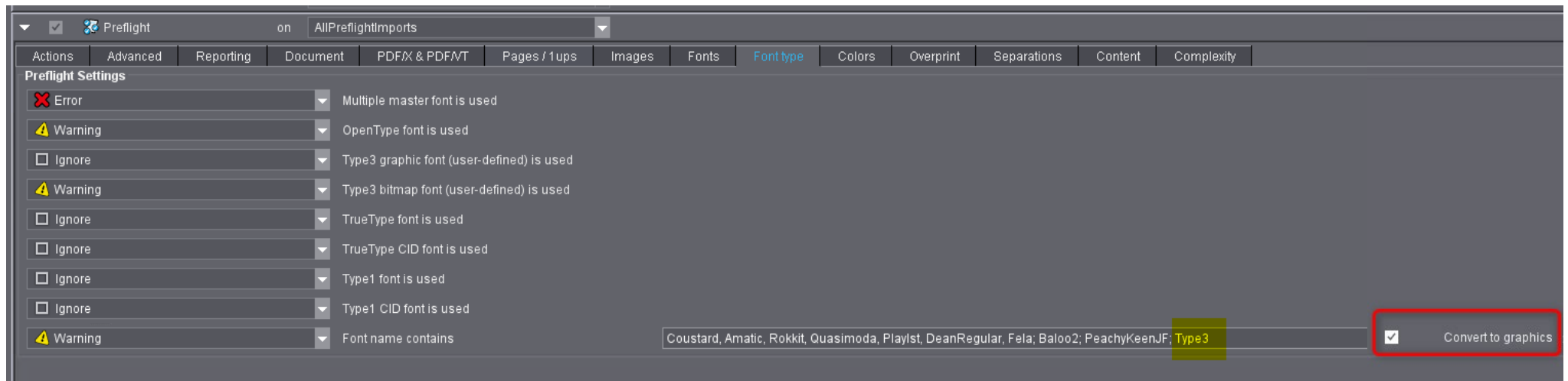

Color table dropdown menu options: P..., Color table, PDF, Job. A red arrow points from the 'Job' option to the 'unknown color' row.

Did you know?

Did you know?




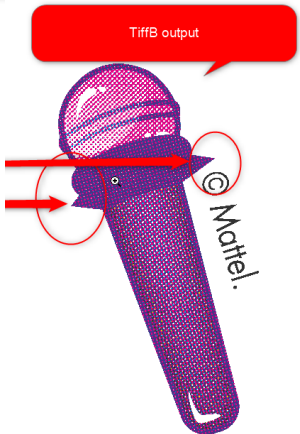
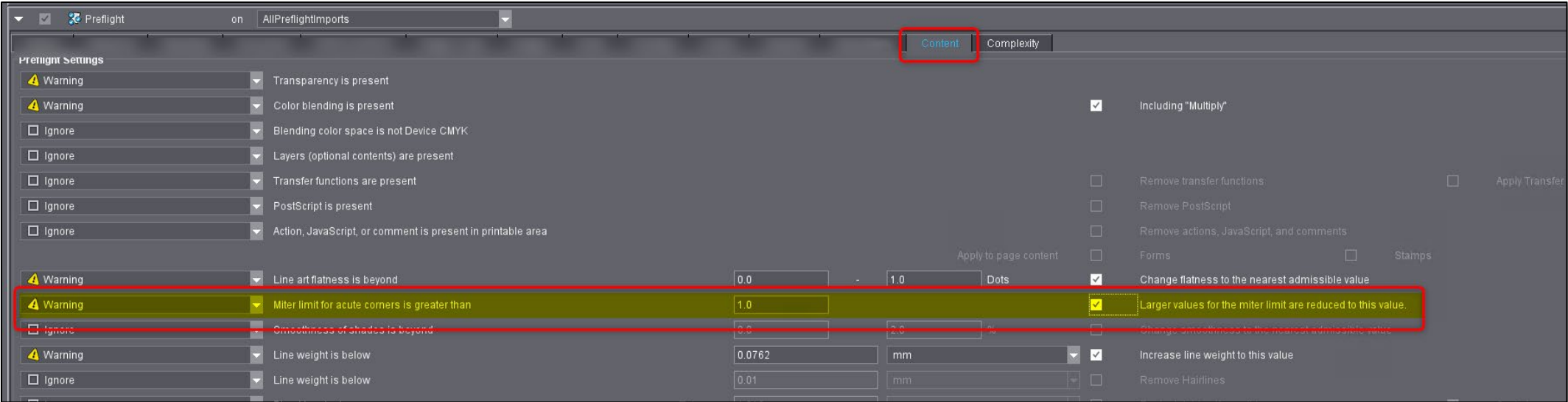
▶ Missing letters at output



Did you know?



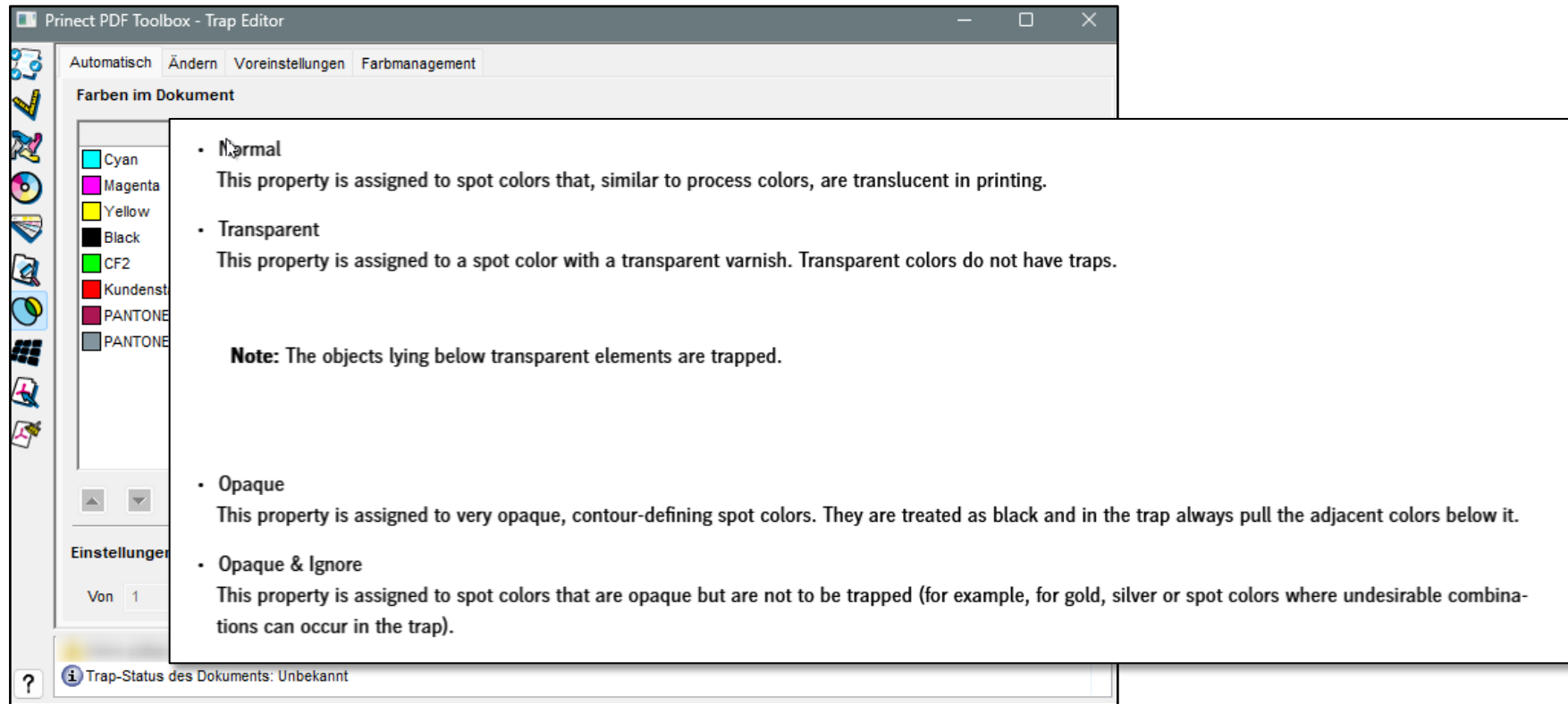
What on earth is a Preflight for miter limit?



Did you know?



- Why is my varnish or dieline trapped?



Colors & Types

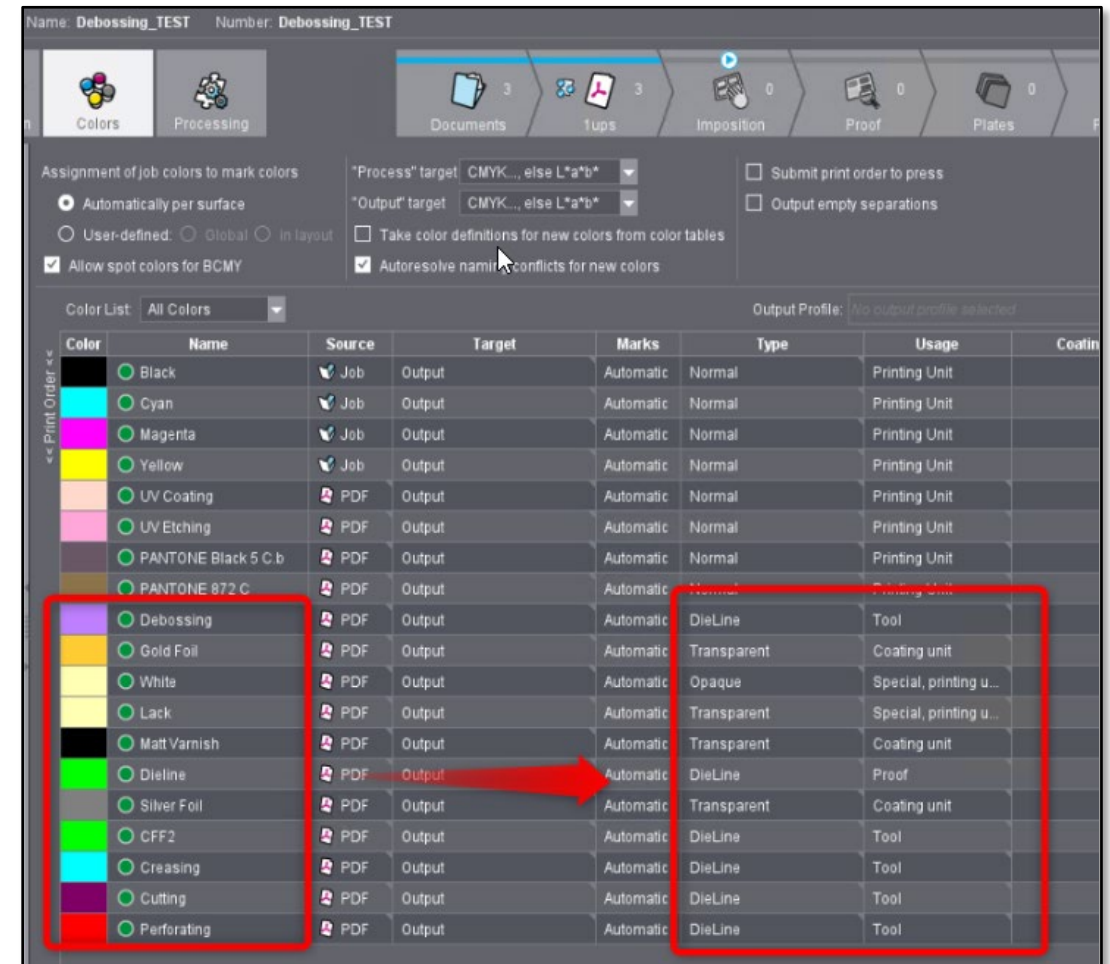
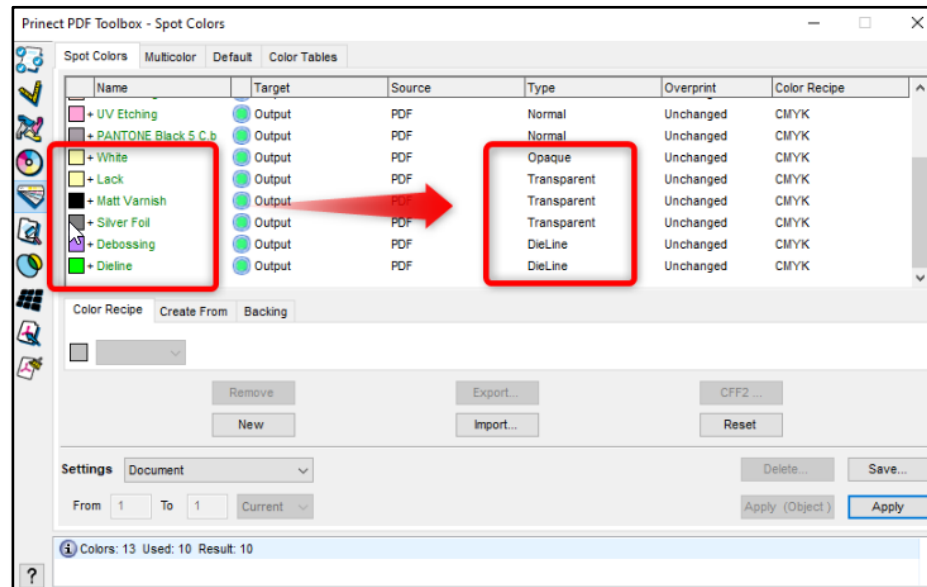
Did you know?

- ▶ automatic correction of technical and structural colors

Colorname	Type	Usage
"Lack", "Varnish", "Vernis", "Vernice", "Transparent"	transparent	Special, Printing Unit
"Matt varnish", "Gloss varnish", "Satin varnish", "Varnish matt", "Varnish satin", "Gloss_Spot", "Matt_Spot", "Satin_Spot"	transparent	Coating Unit
"Gold foil", "Silver foil", "Foil Gold", "Foil Silver", "Gold_Spot", "Silver_Spot"	transparent	Coating Unit
"Emboss", "Deboss", "Embossing", "Debossing"	dieline	Tool
"White", "Weiss", "Blanc", "Bianco"	opaque	Special, printing unit
"Dieline"	dieline	Proof
"Cutting"	dieline	Tool
"Creasing"	dieline	Tool
"Perforating"	dieline	Tool
"CFF2"	dieline	Tool

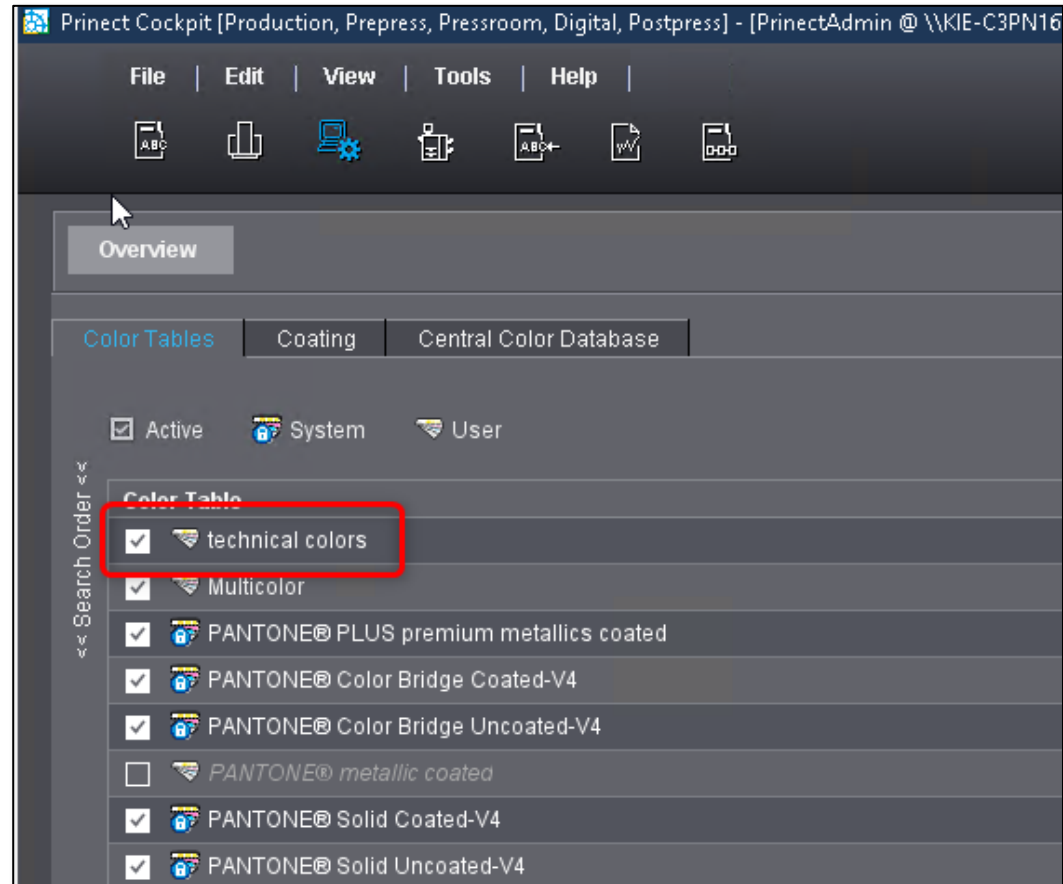
Did you know?

- ▶ automatic correction of technical and structural colors



Did you know?

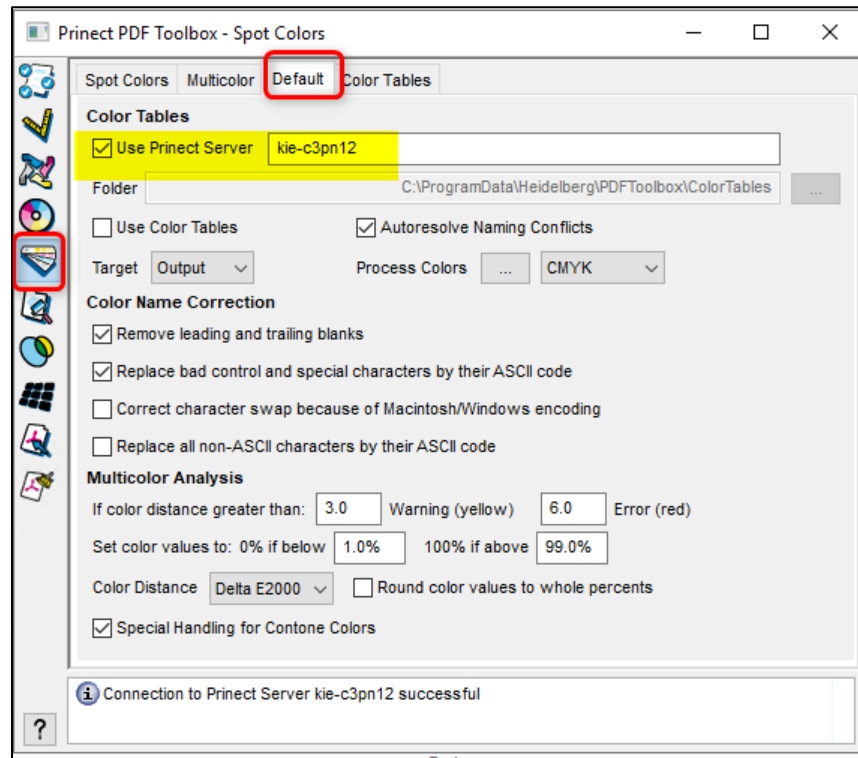
- ▶ For colors with a special purpose use a color table!



Colormame
"Lack", "Varnish", "Vernis", "Vernice", "Transparent"
"Matt varnish", "Gloss varnish", "Satin varnish", "Varnish matt", "Varnish satin", "Gloss_Spot", "Matt_Spot", "Satin_Spot"
"Gold foil", "Silver foil", "Foil Gold", "Foil Silver", "Gold_Spot", "Silver_Spot"
"Emboss", "Deboss", "Embossing", "Debossing"
"White", "Weiss", "Blanc", "Bianco"
"Dieline"
"Cutting"
"Creasing"
"Perforating"
"CFF2"

Did you know?

- Which attributes of a color are taken into the *PDF Toolbox*?



Did you know?

- Which attributes of a color are taken into the *PDF Toolbox*?

Color Tables Coating Central Color Database

Stylle

Color	Alias	C	M	Y	K	L [*]	a [*]	b [*]	Usage	Type	Overprint	ND	Screen Angle	Ca
Frosch		80.0	50.0	50.0	0.0				Printing Unit	Opaque	Overprint	1.9		
Himbeerrot		0.0	100.0	0.0	0.0				Printing Unit	Transparent	Overprint	1.4		
Nivea		20.0	0.0	2.0	0.0				Proof	DieLine	Overprint	0.9		

Prinect PDF Toolbox - Spot Colors

Spot Colors Multicolor Default Color Tables

Name	Target	Source	Type	Overprint	Color Recipe
Cyan	Output	Table	Normal	Unchanged	CIE L*a*b*
Magenta	Output	Table	Normal	Unchanged	CIE L*a*b*
Yellow	Output	Table	Normal	Unchanged	CIE L*a*b*
Black	Output	Table	Normal	Unchanged	CIE L*a*b*
+ Frosch	Output	Table	Opaque	Overprint	CMYK
+ Himbeerrot	Output	Table	Transparent	Overprint	CMYK
+ Nivea	Output	Table	DieLine	Overprint	CMYK

Color Recipe Create From Backing

Remove Export... CFF2... New Import... Reset

Settings Document Delete... Save... From 1 To 1 Current Apply (Object) Apply

Colors: 7 Used: 3 Result: 3

Prinect PDF Toolbox - Trap Editor

Automatisch Ändern Voreinstellungen Farbmanagement

Farben im Dokument

Farbe	Typ	ND	SW	TFS	TWS
Frosch	Opak	1.900	25	100	100
Himbeerrot	Transparent	1.400	25	100	100
Nivea	DieLine	0.900	25	100	100

Standard Farbsatz EURO Farben Speichern

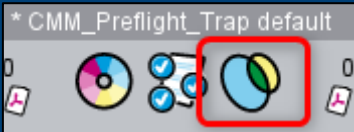

Einstellungen defaultSet Löschen... Ändern... Von 1 Bis 1 Aktuelle Entfernen Berechnen

Trap-Status des Dokuments: Unbekannt

Trapper

Did you know?

- How can I check traps?
- Why is text fattened?
- Why does it actually take so long?

PDF Trapper 	InRip Trapper 
Vector based	Pixel based
WYSIWYG	See result after rendering
Edit manually (<i>TrapEditor PDF Toolbox</i>)	No edit
Heidelberg	Adobe

Did you know?

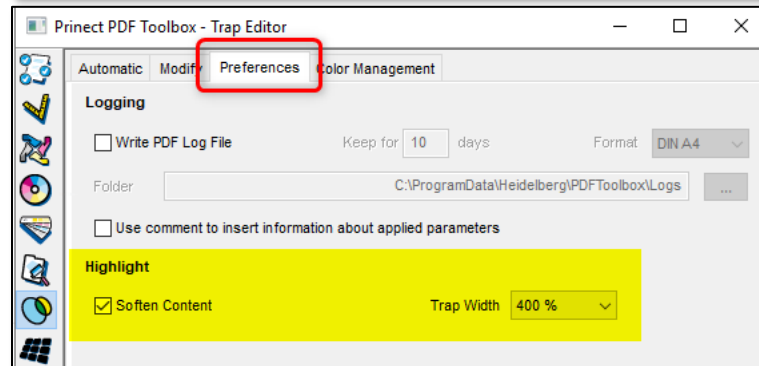
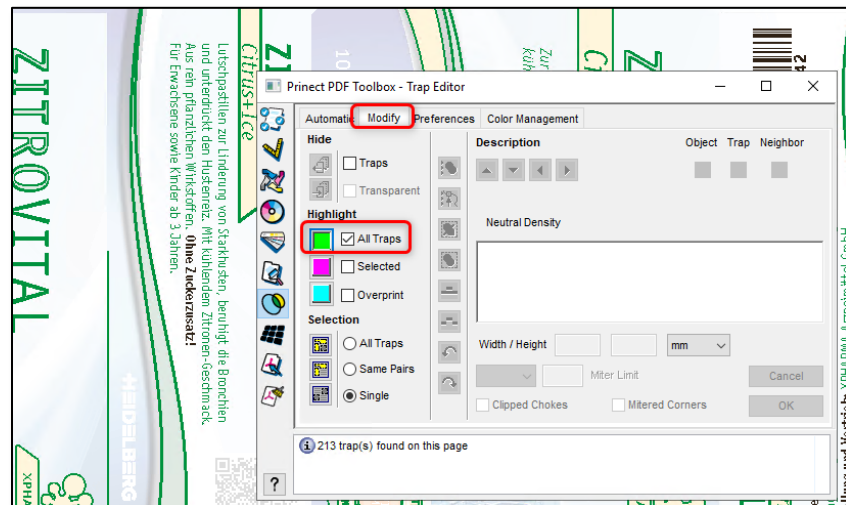
- 2 sets
 - *default set*
 - *ink reduction set*
- special cases :
 - technical color
 - > set *Type* according to purpose
 - small graphics
 - > manually
 - fading transparency
 - > manually
 - gradient background
 - > adjust *threshold/treatment of black*

Did you know?


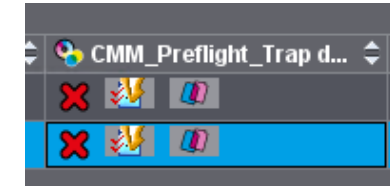


- How to control traps?

Interactively in PDF Toolbox



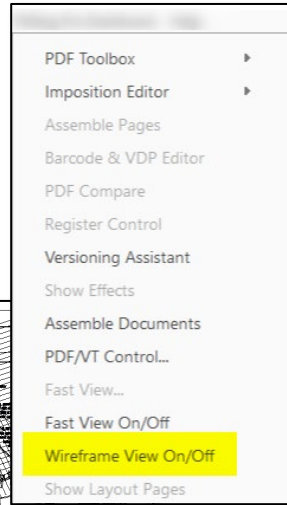
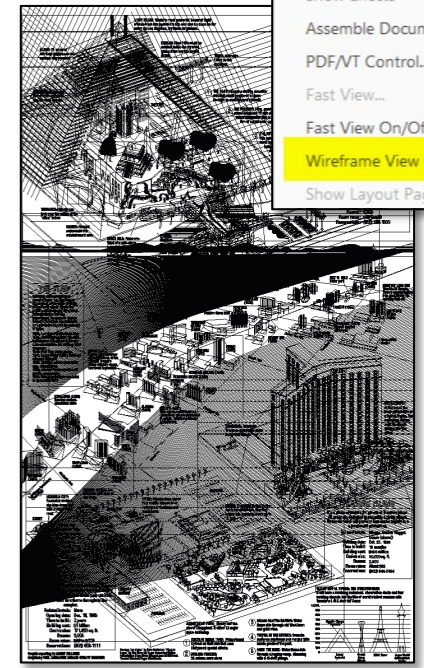
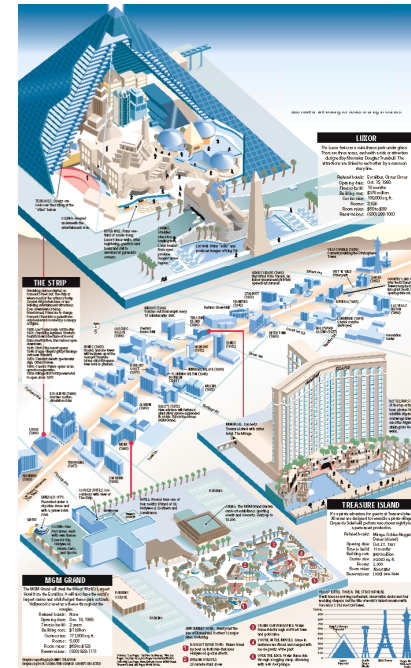
Prinect



Did you know?

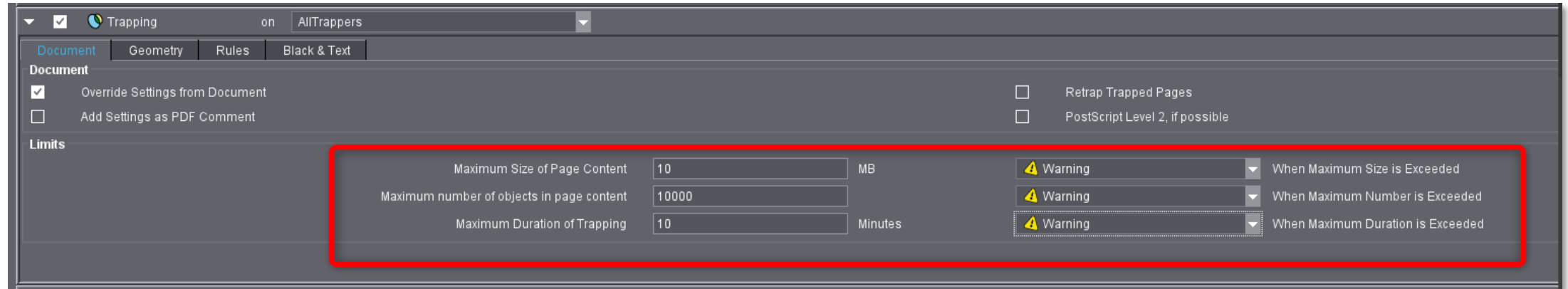


- Why does it actually take so long?

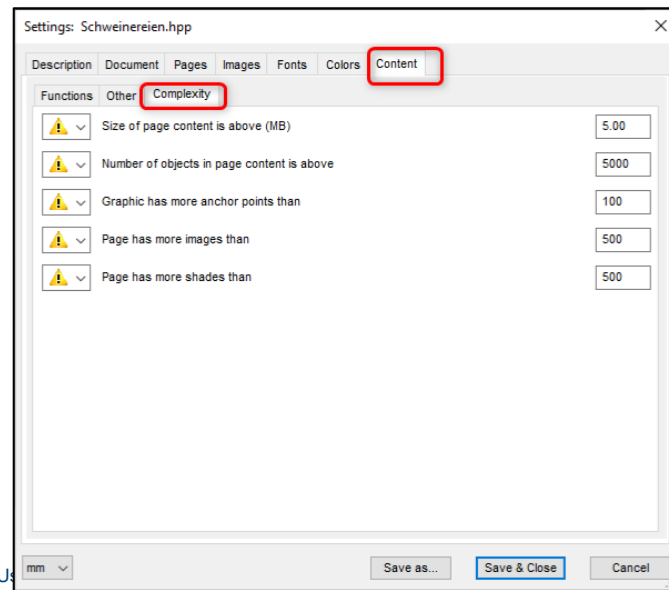


Did you know?

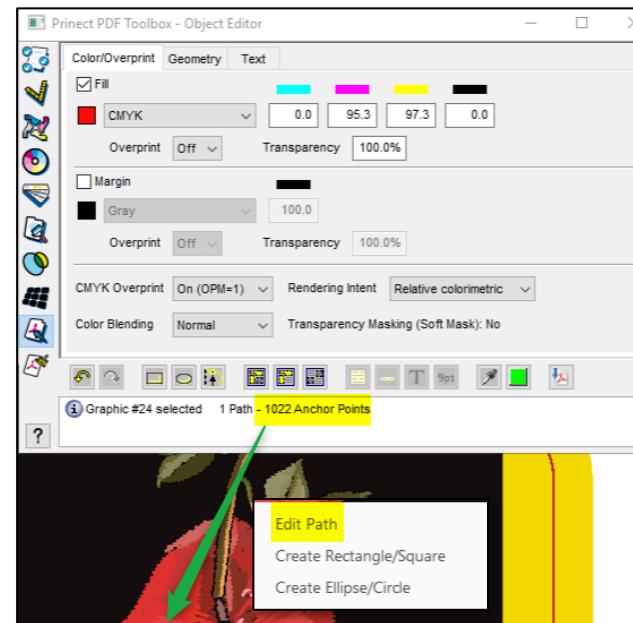
- Use complexity treatment!



- Preflighter



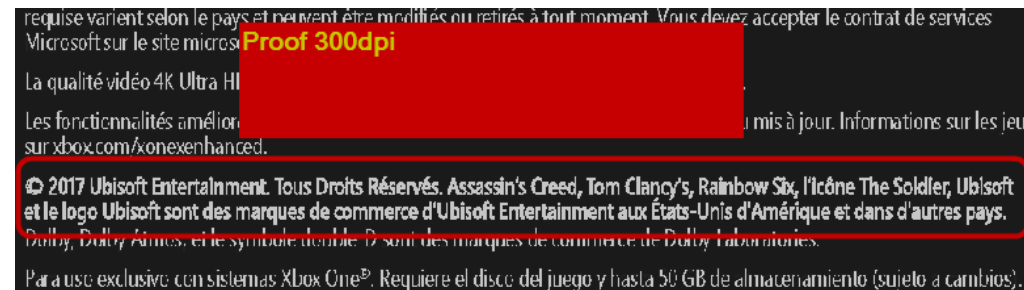
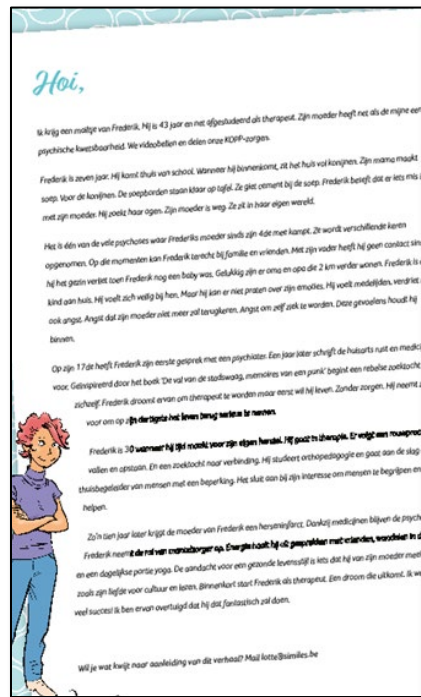
Object Editor:



Did you know?



- Why is text displayed fat on screen and low res Proof?



We appreciate your feedback 😊

