

Multidot

Presenter: Wiebke Stoltenberg - Printer: Mathias Weiß, Sarah Krauss | Friday 11:30 – 12:00 p.m.



CHANNEL 4
CYAN

Multidot

What can it do for you.

5 BENEFITS WITH MULTIDOT 2.1



1.

CREATE
QUALITY

2.

CARE FOR THE
ENVIRONMENT

3.

STRENGTHEN
THE BRAND

4.

INCREASE
EFFICIENCY

1.



2.



5.



REDUCE COSTS

3.



STRENGTHEN THE BRAND

INCREASE EFFICIENCY




How does it work – what is Multidot technically

by SCIENCE:

Multidot is a technology using multicluster structures with optimized, different size clusters

by INTUITION:

Multidot is a technology, where screen dots are aggregated into groups of smaller size spots organized in a regular structure, keeping the properties and character of traditional screening (with screen ruling and angles)



Elliptical

Multidot 2.1

Stochastic (FM)

In magnification:

How does it work – what is Multidot technically


by SCIENCE:

Multidot is a technology using multicluster structures with optimized, different size clusters


by INTUITION:

Multidot is a technology, where screen dots are aggregated into groups of smaller size spots organized in a regular structure, keeping the properties and character of traditional screening (with screen ruling and angles)

Elliptical




Multidot 2.1



In magnification:

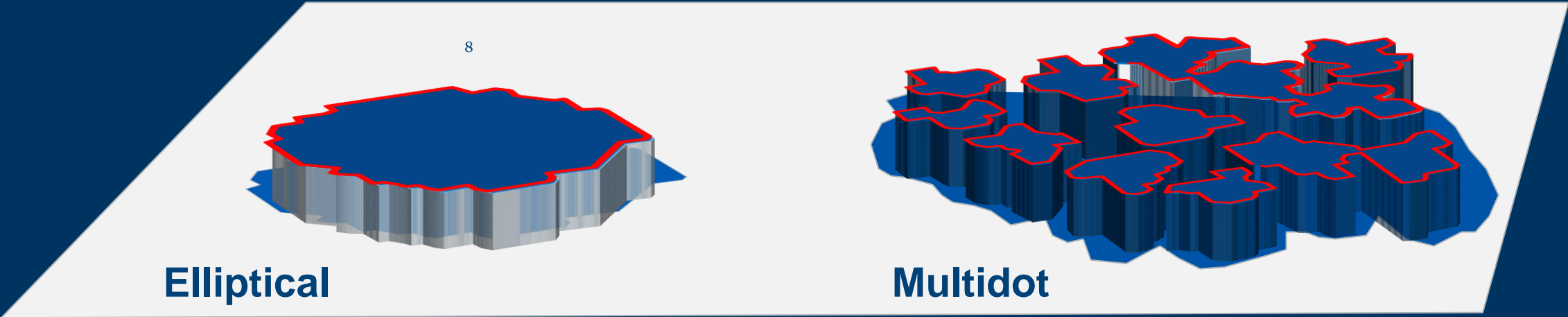
Stochastic (FM)



How do the ink savings work?

Reference illustration only:

SHADOW



Shadow does not contain ink, but the light is absorbed in the shadow's area
The surface covered by shadow strongly depends on the length of the contour

Multidot – current customer comparison vs. AM and Hybrid

	AM80er	HY120er	Multidot
Color reproduction visually	😊	😊	😊
Brightness	😊	😐	😊
Contrast	😊	😊	😊😊
Depths	😊	😊	😊😊
Gray balance	😊	😊	😊
Homogeneity	😊	😊	😊😊
Smooth shades	😊	😊	😊
Details	😐	😊	😊😊
Moiré	😞	😞	Evaluation tbd – (form not prone to moiré)
Printing	😊	😊	😊
Color savings	😊	😊	😊😊

Evaluated directly after calibration and first test prints

Multidot – what if I am printing FM today?

	Multidot
Color reproduction visually	😊
Brightness	😊
Contrast	😊😊
Depths	😊😊
Gray balance	😊
Homogeneity	😊😊
Smooth shades	😊
Details	😊😊
Moiré	current evaluation
Printing	😊
Color savings	😊😊

a) You are happy.

Keep on using it.

b) You find it too cumbersome.

Try Multidot as an alternative

Customer feedback so far:

Quality is good

– and the **process less demanding**

What do I need for Multidot?

- Have a **well maintained press, printing to offset standard**
- Order & install a (test) **license**
- A proper **calibration for Multidot**
 - allow for sufficient time & material for a few iterations

Von: Levy, Gary SE-EM-UK-SA

Gesendet: Mittwoch, 16. Oktober 2024 10:28

An: Stoltenberg, Wiebke PA-SW-PS ◂

Betreff: RE: Multidot screening

Hello Wiebke,

The installation and calibrations all went well.

The customer was struggling with FM screening for many months.

The Multidot has impressed the customer.

I would like to get permanent license keys for this customer.

What do I need for Multidot?

- Have a **well maintained press, printing to offset standard**
- Order & install a (test) **license**
- A proper **calibration for Multidot**
 - allow for sufficient time & material for a few iterations

Von: Levy, Gary SE-EM-UK-SA

Gesendet: Mittwoch, 16. Oktober 2024 10:28

An: Stoltenberg, Wiebke PA-SW-PS <

Betreff: RE: Multidot screening

Hello Wiebke,

Von: Levy, Gary SE-EM-UK-SA

Gesendet: Mittwoch, 15. Januar 2025 12:34

An: Stoltenberg, Wiebke PA-SW-PS

Betreff: RE: Multidot screening

Hello Wiebke,

I am sorry I won't be at the User Days.

It is ok to use my email and we are very happy to have South Africa mentioned.

The customer has completely moved away from Stocastic screening and is mainly using Multidot. They are very happy.

Regards

Gary




Sheet printed today with Multidot: „Cantate“ Machine: CX75-5+L

Produced by Heideberger Druckmaschinen AG

© 2014 Heideberger Druckmaschinen AG. Alle Rechte vorbehalten. www.heidelberg.com



DESIGNED FOR LIVING



Cantate – job settings of Prinect User Day 2025 print samples

1. Multidot 60 l/cm / 150 lpi

XL75_CX75_60_Multidot_LEDUV4000_F51_S6 (ImpositionOutput)

Kalibrierung am Suprasetter06 on WIEAPP01124
 Rasterung am Suprasetter06 on WIEAPP01124

Rastersystem-Einstellungen

Raster: IS Classic

Punkt: HDM_MultiDot_24x24_H

Auflösung: 2540 x 2540 dpi
1000 x 1000 Pixel/cm

Frequenz: 150 Linien/Zoll
60 Linien/cm

Frequenz: Linien/Zoll

Punktgröße: 14 µm

Winkeltausch

Benutze für Cyan den Systemwinkel: Cyan 165.0 °

Benutze für Magenta den Systemwinkel: Magenta 45.0 °

Benutze für Yellow den Systemwinkel: Yellow 0.0 °

Benutze für Black den Systemwinkel: Black 105.0 °

Die ausgewählten Winkel werden zyklisch für alle Sonderfarben verwendet.

165.0 °
 45.0 °
 0.0 °
 105.0 °

2. Conventional AM 70 l/cm / 175 lpi (PMC standard)

Raster: IS CMYK+7.5°

Punkt: Round

Auflösung: 2540 x 2540 dpi
1000 x 1000 Pixel/cm

Frequenz: 175 Linien/Zoll
70 Linien/cm

Frequenz: Linien/Zoll

Punktgröße: 14 µm

Winkeltausch

Benutze für Cyan den Systemwinkel: Cyan 172.5 °

Benutze für Magenta den Systemwinkel: Magenta 52.5 °

Benutze für Yellow den Systemwinkel: Yellow 7.5 °

Benutze für Black den Systemwinkel: Black 112.5 °

Die ausgewählten Winkel werden zyklisch für alle Sonderfarben verwendet.

172.5 °
 52.5 °
 7.5 °
 112.5 °

Sheet printed today with Multidot: „Cantate“

color allocation:
unit 2 – Black – unit 3 – Cyan -- unit 4 – Magenta - unit 5 - Yellow

blanket: Saphira 100
Dampening solution: Saphira 221
Alcohol: 4%

Printing ink LED-UV: Saphira LED 4000

Paper PS1: Magno Satin White 170g (matt coated)

**Contact us for more
information!**