

BEFORE WE START
SCAN ME FIRST





ROAD TO INTEGRATION

Integrated Prinect Production Manager in CGS = time & cost reduction

Przemysław Kościelniak - Development Director

ROAD TO INTEGRATION

CGS LOCATION - 52.50, 16.70



ROAD TO INTEGRATION

CGS – 4000 SQ. M PRODUCTION AREA



ROAD TO INTEGRATION

Integrated Prinect Production Manager in CGS - History

- First we use old technology Delta from Heidelberg + Signa Station
- Next we switch to PrintReady system from Heidelberg
- After that we implemented Remote Access & MetaDimension
- Finally we started using Prinect Integration Manager + other Managers
- Last module implementation was a Prinect Scheduler
- PBM Implementation – started 2016

ROAD TO INTEGRATION

Integrated Prinect Production Manager in CGS – Jobs Statistic

- 2020 – 14130 Jobs
- 2021 – 13776 Jobs
we close W2P Shop - (B2C) & focus on B2B shop integration
- 2022 – 7101 Jobs
but company turn over in 2022 rise 35% compare to 2021
- 2023 – 5579 Jobs
- 2024 – 6081 Jobs

ROAD TO INTEGRATION

Prinect Production Manager in CGS – Jobs statistic 2024 summary

65 % jobs come from Sales Department created in PBM,
JDF is always send to PPM & files are send via Prinect Portal
to PPM

22 % Jobs are W2P jobs (B2B),
they are automated

& integrated
Gang Pool + PPT



6 % - Jobs are integrated based
on Customer XML & our Connector software
automated estimation & jobs
creation + PPT assignment

7 % Jobs are automated from PBM to PPM with file transfer
via url & Product Part Template assignment - stock production

ROAD TO INTEGRATION

HOW TO SAVE AT LEAST 4 MONTHS OF MANPOWER?

Prinect Portal integration with Prinect Production Manager in CGS



ROAD TO INTEGRATION

Prinect Portal integration with Prinect Production Manager in CGS

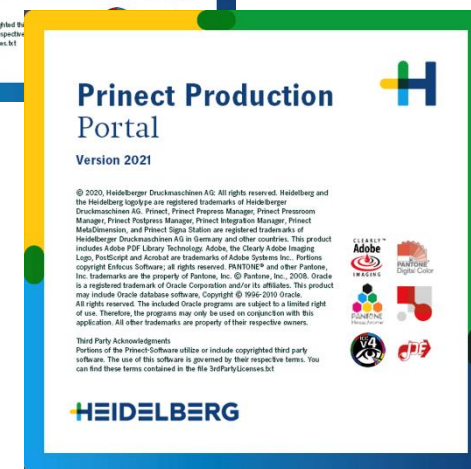
- We realize that we spend avg. 13 min per job to organize pdf files, different sources, different information
- We implement step by step Remote Access / Prinect Portal
- First we select 2 Customers & focus on them
It was like proof of concept for our organization
- Second we select next 10 Customers & provide internal training
- Next we record video manuals & decide to select more Customers



ROAD TO INTEGRATION

Prinect Portal integration with Prinect Production Manager in CGS

- 6 years ago I count time saving
It was more then 4 months manpower
- Now every new customer from Sales Dep. work with Portal
- We have procedure to create settings & users in PPM + Portal
- Now we do not put manually PDF file into Prinect Jobs
- 65 % jobs come from Sales Department created in PBM, JDF is always send to PPM & files for this jobs are sent via Prinect Portal to PPM



ROAD TO INTEGRATION

Prinect Portal integration with Prinect Production Manager in CGS

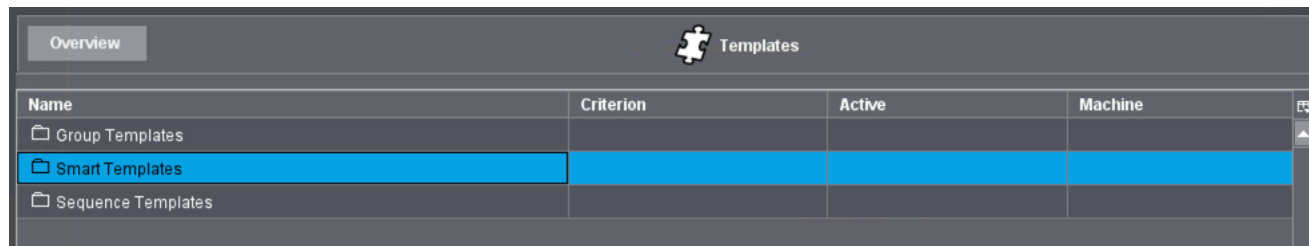
- 65 % jobs from 6081 is a 3952
- $3952 * 13 \text{ min} = 856 \text{ hours}$
- $856 \text{ hours} = 107 \text{ working days saved}$



ROAD TO INTEGRATION

HOW TO SAVE AT LEAST 2 MONTHS OF MANPOWER?

Smart Automation in Prinect Production Manager in CGS

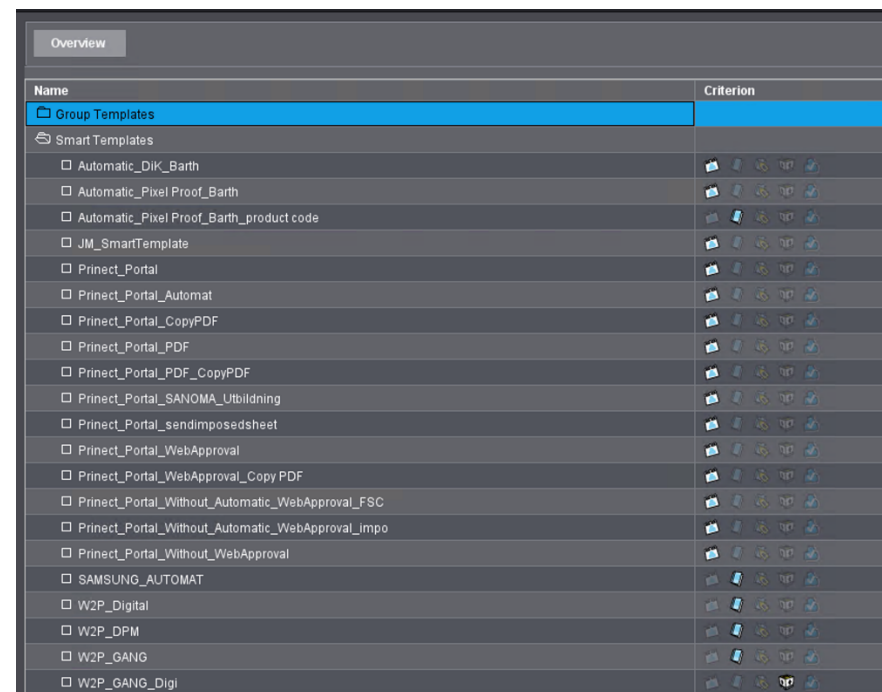


Name	Criterion	Active	Machine
Group Templates			
Smart Templates			
Sequence Templates			

ROAD TO INTEGRATION

Smart Automation - Prinect Production Manager in CGS

- Years ago we had to create processing manually
- For such a operation we spend additional 5-10 min per every job
- For Prinect Portal was easy & we start use with Smart Automation
- After that we set Smart Automation for W2P Jobs which automatically send info to Gang Pool



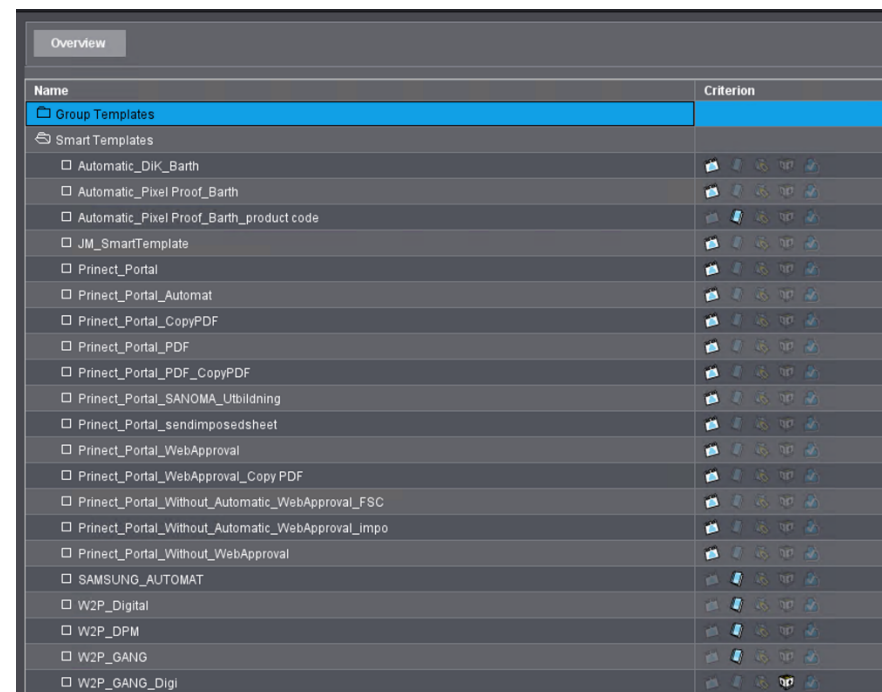
The screenshot displays the 'Overview' section of the Prinect Production Manager interface. It features a table with two columns: 'Name' and 'Criterion'. The 'Group Templates' section is expanded, showing a list of 'Smart Templates'. Each template entry includes a checkbox, a name, and a set of icons representing various actions or criteria.

Name	Criterion
Group Templates	
Smart Templates	
<input type="checkbox"/> Automatic_DIK_Barth	[Icons]
<input type="checkbox"/> Automatic_Pixel Proof_Barth	[Icons]
<input type="checkbox"/> Automatic_Pixel Proof_Barth_product code	[Icons]
<input type="checkbox"/> JM_SmartTemplate	[Icons]
<input type="checkbox"/> Prinect_Portal	[Icons]
<input type="checkbox"/> Prinect_Portal_Automat	[Icons]
<input type="checkbox"/> Prinect_Portal_CopyPDF	[Icons]
<input type="checkbox"/> Prinect_Portal_PDF	[Icons]
<input type="checkbox"/> Prinect_Portal_PDF_CopyPDF	[Icons]
<input type="checkbox"/> Prinect_Portal_SANOMA_Utbildning	[Icons]
<input type="checkbox"/> Prinect_Portal_sendimposedsheet	[Icons]
<input type="checkbox"/> Prinect_Portal_WebApproval	[Icons]
<input type="checkbox"/> Prinect_Portal_WebApproval_Copy PDF	[Icons]
<input type="checkbox"/> Prinect_Portal_Without_Automatic_WebApproval_FSC	[Icons]
<input type="checkbox"/> Prinect_Portal_Without_Automatic_WebApproval_imp	[Icons]
<input type="checkbox"/> Prinect_Portal_Without_WebApproval	[Icons]
<input type="checkbox"/> SAMSUNG_AUTOMAT	[Icons]
<input type="checkbox"/> W2P_Digital	[Icons]
<input type="checkbox"/> W2P_DPM	[Icons]
<input type="checkbox"/> W2P_GANG	[Icons]
<input type="checkbox"/> W2P_GANG_Digi	[Icons]

ROAD TO INTEGRATION

Smart Automation - Prinect Production Manager in CGS

- We have 30 Smart Templates which covers all our cases
- For high level integration we also use Smart Templates & automatic Layout assignment based on Product Part Template from Signa
- At the end of 2024 we had more then 300 PPT
- *Finally 100% of the jobs in CGS use a Smart Automation*





Name	Criterion
Group Templates	
Smart Templates	
Automatic_DIK_Barth	
Automatic_Pixel Proof_Barth	
Automatic_Pixel Proof_Barth_product code	
JM_SmartTemplate	
Prinect_Portal	
Prinect_Portal_Automat	
Prinect_Portal_CopyPDF	
Prinect_Portal_PDF	
Prinect_Portal_PDF_CopyPDF	
Prinect_Portal_SANOMA_Utbildning	
Prinect_Portal_sendimposedsheet	
Prinect_Portal_WebApproval	
Prinect_Portal_WebApproval_Copy PDF	
Prinect_Portal_Without_Automatic_WebApproval_FSC	
Prinect_Portal_Without_Automatic_WebApproval_Impo	
Prinect_Portal_Without_WebApproval	
SAMSUNG_AUTOMAT	
W2P_Digital	
W2P_DPM	
W2P_GANG	
W2P_GANG_Digl	

ROAD TO INTEGRATION

HOW TO SAVE MORE TIME

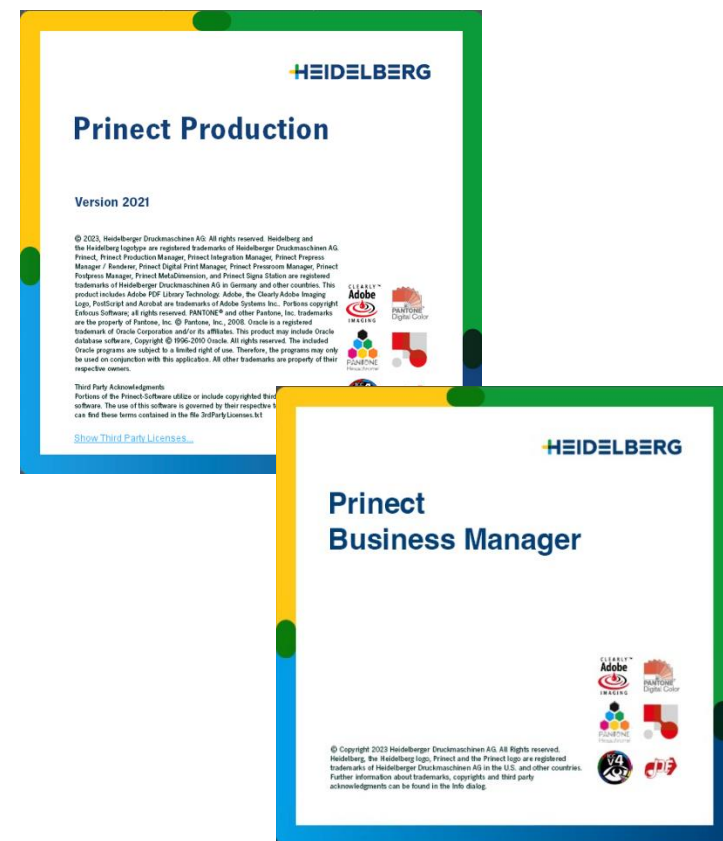
PBM integration with Prinect Production Manager in CGS



ROAD TO INTEGRATION

PBM integration with Prinect Production Manager in CGS

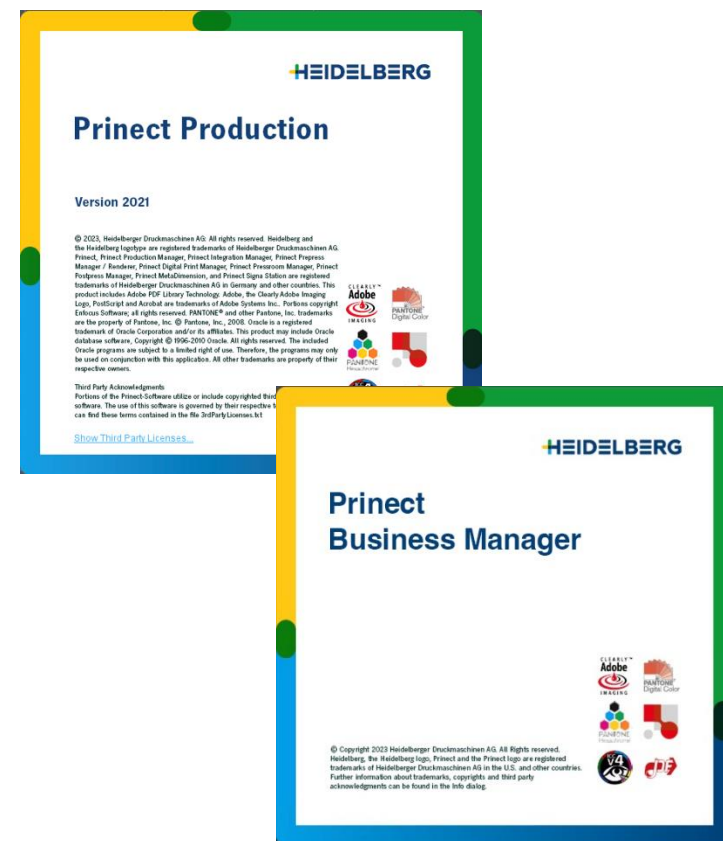
- In 2015 we decided to switch from previous MIS to PBM
- Basic implementation takes one year
- Now every estimation & jobs are created in PBM
- We have about 3500 Customers in CRM
PBM CRM is a main place to have Customer data
our Sales Department work every day on this data
- The data of all approvers are set & managed in PBM



ROAD TO INTEGRATION

PBM integration with Prinect Production Manager in CGS

- Job Ticket is generated automatically & available on every machine
- New processes are always added to the PBM & integrated with Prinect
- We update processes at least once a year
- Every Job is sent by JDF file from PBM to PPM
- 2024 / 2025 we focus on high level integration / automatization of Customers into our systems

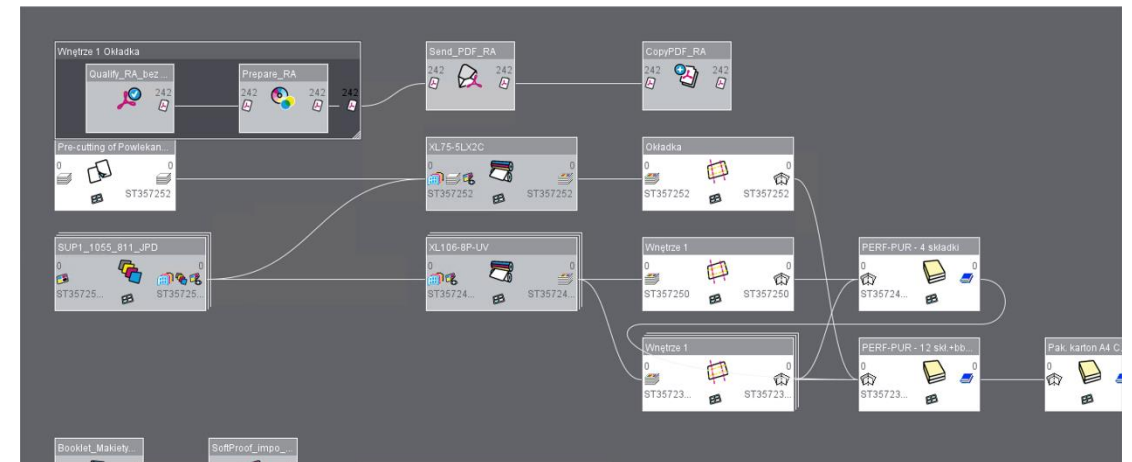


ROAD TO INTEGRATION

PBM integration with Prinect Production Manager in CGS

Where we save time with such integration of PBM & Production Manager?

- We do not create Jobs in PPM manually
- We do not create Customers & approvers in PPM manually
- We do not create papers in PPM manually
- We do not create processing in PPM
all striping params comes from JDF / PBM



ROAD TO INTEGRATION

High level integration / Automation with Prinect Production Manager in CGS

Next 3 slides will be about:

- W2P Production & W2P Connector
- Customer API request & API Connector
- Customer XML, Our Connector & MIS Connector



ROAD TO INTEGRATION

High level integration / Automation with Prinect Production Manager in CGS

- Years ago we started with W2P production
- We used Integrated W2P Shops (B2C / B2B) & W2P Connector
- For such a jobs we use Smart Automation and transfer jobs to gang pool automatically
- For W2P production we do not have special employe at prepress area
- ImageSetter operator generate gang sheets in Signa
- Such a Gang sheet is sent to PBM & new Job is created in PBM & PPM

22 % OF JOBS
IN 2024

```
</Intent>
<Intent Name="ProductionIntent">
  <ProductionIntent PrintProcess="OffsetLithography" />
</Intent>
</Product>
</ProductList>
<ResourceSet ID="1_241104_130017175_178439" Name="RunList">
  <Resource>
    <File URI="https://server-name.eu/api/files/9d687b60-d23f-4b79-a576-0f00de" />
  </Resource>
</ResourceSet>
<ResourceSet ID="1_241104_130017175_178440" Name="NodeInfo">
  <Resource>
    <Job End="2024-11-05T14:00" Status="Waiting" />
  </Resource>
</ResourceSet>
```

ROAD TO INTEGRATION

High level integration / Automation with Prinect Production Manager in CGS

- We finished 2 integration projects last year
- *The first:* we launched API Connector with first Customer
API Connector is a software from CGS
- We switch off W2P Shop and the Customer use a API Connector
- We receive basic Customer data & send converted xml to W2P Connector
- We have automated estimations & Jobs in PBM
+ Job in the PPM are at full efficiency with Smart Automation

ROAD TO INTEGRATION

High level integration / Automation with Prinect Production Manager in CGS

- *The second:* integration project is to use API Connector & integrate it with Customer ftp server
- Customer send xml & pdf, our mechanism collect it & transfer via MIS Connector to PBM & to PPM
- Based on this we automated estimation & job creation PBM & Prinect
- For this kind of production we also use Smart Automation
- For this kind of production we automated layout assignment by Product Part Template from Signa
- At the end of 2024 we had more then 300 Product Part Templates

6 % OF JOBS
IN 2024

TIME REDUCTION
ON SELS DEP.
& PREPRESS DEP.

ROAD TO INTEGRATION

High level integration / Automation with Prinect Production Manager in CGS

- Customer XML production = about 300 jobs in 2024
- At least 25 min time reduction per job in Sales Department
- At least 10 min time reduction per job in Prepress
- $35 \text{ min} * 300 \text{ jobs} = 175 \text{ hours} = 21,85 \text{ working days saved}$

ROAD TO INTEGRATION

High level integration / Automation with Prinect Production Manager in CGS

- We have in PBM Stock Products & Standard estimations
- For Customer we produced on stock & send based on Customer's products schedule
- This production needs only a simple copy at PBM side & send JDF with all information & url for file
- Production Manager & Signa Server + Smart Automation
- Prepress check only one page on file & assigned layout, job is automatically transferred to Shooter & wait for a green light

7 % OF JOBS
IN 2024

TIME REDUCTION
ON SELS DEP.
& PREPRESS DEP.

ROAD TO INTEGRATION

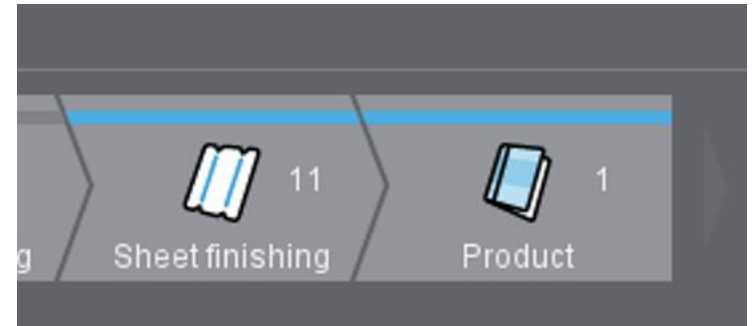
High level integration / Automation with Prinect Production Manager in CGS

- Stock Productions = 400 jobs in 2024
- At least 15 min time reduction per job in Sales Department
- At least 10 min time reduction per job in Prepress
- $25 \text{ min} * 400 \text{ jobs} = 166,66 \text{ hours} = 20,83 \text{ working days saved}$

ROAD TO INTEGRATION

Planned Task & Prinect Production Manager in CGS

- We have production reporting via Data Terminals
- That give us a signal & set “Product Completed” milestone
- Based on this milestone we have 2 important planned tasks
 - select all jobs with this status & finish them
 - select all jobs with status “finished” & archive them
- We save a lot of time – jobs are archiving automatically
- Our Prinect Archiver has a 17 Tb capacity only Retrieve process is a manually process



Name	Type	State	Next Run	Last Run	Created by	Created on	Modified by	Date Modified	Comment
Archiwizacja...	Archive J...	Active	8 Jan 2025, ...	5 Jan 2025, ...		12 May 2017, ...	p.kosc	25 Oct 2024, ...	Archiwizuje ...
AutoStop	Stop Jobs	Inactive	7 Jan 2025, ...	6 Jan 2025, ...		12 May 2017, ...	p.kosc	18 Dec 201, ...	Zatrzymuje ...
Clean sanit...	Clean u...	Inactive	7 Jan 2025, ...	6 Jan 2025, ...	Heidelberg	10 Jan 2017, ...			Default Tas...
Produkt sk...	Mark Jo...	Active	7 Jan 2025, ...	4 Jan 2025, ...	p.kosc	27 Jun 2021, ...	p.kosc	9 Aug 2023, ...	Kończy wszy...
Put jobs to ...	Put jobs ...	Inactive	7 Jan 2025, ...	6 Jan 2025, ...	Heidelberg	10 Jan 2017, ...			Default Tas...
Stop jobs	Stop Jobs	Inactive	7 Jan 2025, ...	6 Jan 2025, ...	Heidelberg	10 Jan 2017, ...			Default Tas...
Ustaw prac...	Mark Jo...	Active	26 Jan 2025, ...	5 Dec 2024, ...	Heidelberg	10 Jan 2017, ...	p.kosc	6 Jul 2021, ...	Kończy wszy...
W2P - Aka...	Put jobs ...	Active	7 Jan 2025, ...	6 Jan 2025, ...	p.kosc	2 Jun 2017, ...	p.kosc	6 Jun 2021, ...	wywała do k...
W2P - Bea...	Put jobs ...	Inactive	7 Jan 2025, ...	6 Jan 2025, ...	p.kosc	2 Jun 2017, ...	p.kosc	6 Jun 2021, ...	wywała do k...
W2P - Piga...	Put jobs ...	Active	7 Jan 2025, ...	6 Jan 2025, ...		12 May 2017, ...	p.kosc	6 Jun 2021, ...	wywała do k...
W2P - Pres...	Put jobs ...	Active	7 Jan 2025, ...	6 Jan 2025, ...	p.kosc	6 Jun 2021, ...	p.kosc	6 Jun 2021, ...	wywała do k...
W2P - Prin...	Put jobs ...	Active	7 Jan 2025, ...	6 Jan 2025, ...	p.kosc	6 Jun 2021, ...	p.kosc	19 Nov 2024, ...	wywała do k...

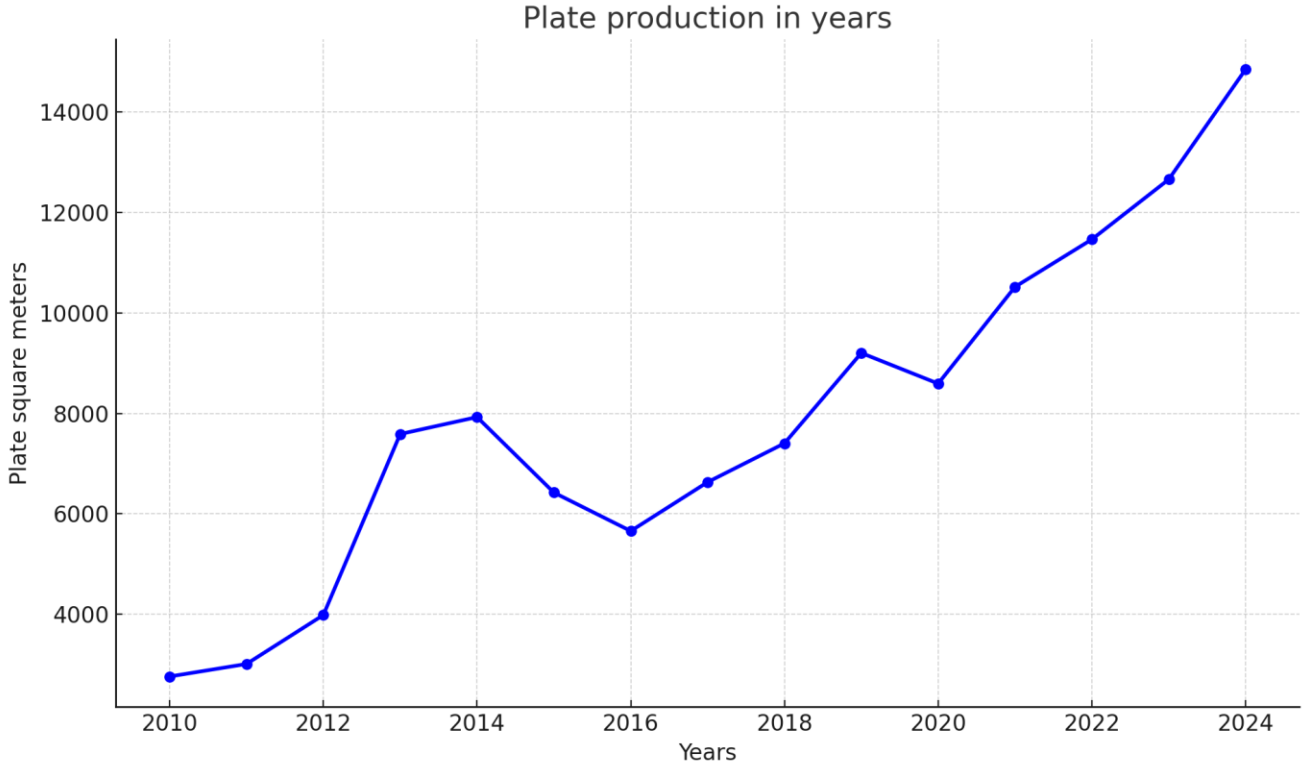
ROAD TO INTEGRATION

Plate production Statistic - Prinect Production Manager in CGS

- We have plates statistic sync 2010
- The smallest square meters per month we had in 01.2010 - 1926 m2 plates
- The highest square meters per month we had in 03.2024 - 19164 m2 plates
- In 14 years we increase 10 times plate production
- Now we have 2 plate production lines based on Suprasetter machines
- We installed Nella System last Autumn

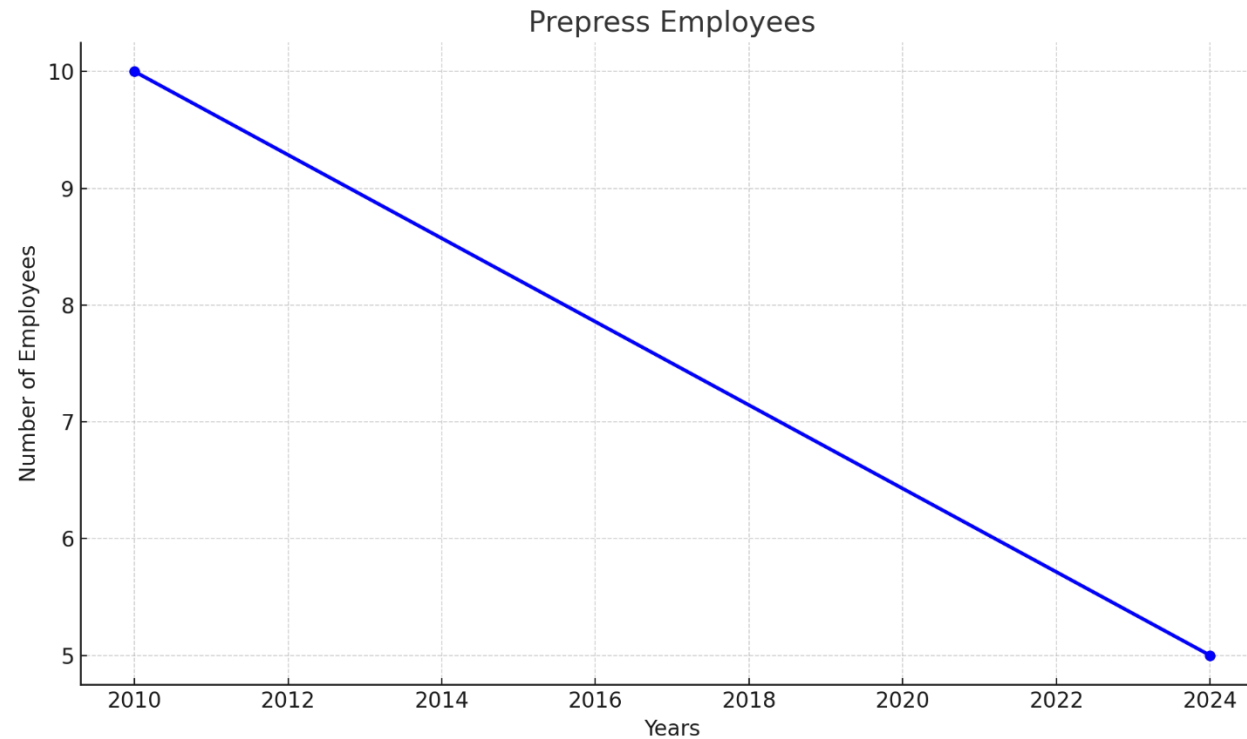
ROAD TO INTEGRATION

Plate production Statistic - Prinect Production Manager in CGS



ROAD TO INTEGRATION

Plate production Statistic - Prinect Production Manager in CGS



ROAD TO INTEGRATION

Why automation is so important - Prinect Production Manager in CGS



ROAD TO INTEGRATION

THANK YOU VERY MUCH
ARE THERE ANY QUESTIONS?

