

LET'S CONNECT

■■■■ PRINECT ■■
USER DAYS

Workshop #3

Print Shop Analytics

Agenda

1. Print Shop Analytics.

A brief look into the app Insights: what is new?

2. Get some Insights.

Get a feeling of the system by using it yourself.

3. Wrap up.

Conclusion and next steps.

Agenda

1. Print Shop Analytics.

A brief look into the app Insights: what is new?

2. Get some Insights.

Get a feeling of the system by using it yourself.

3. Wrap up.

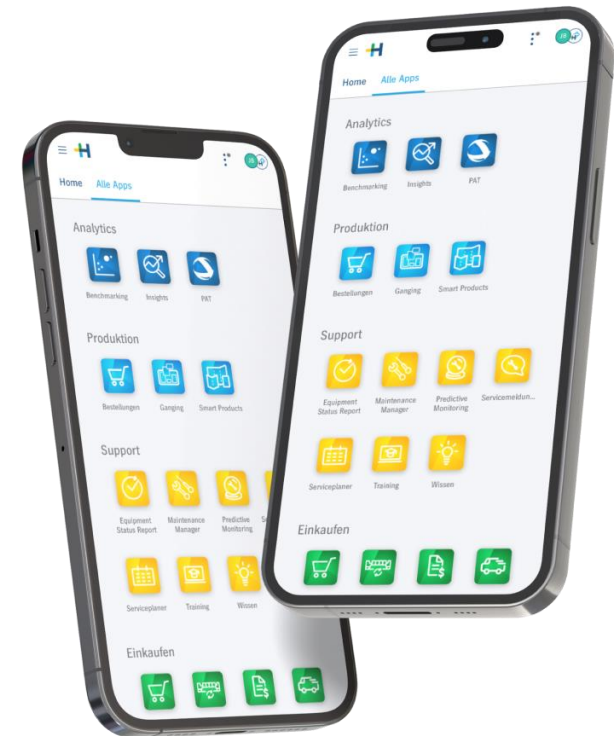
Conclusion and next steps.

New in the HEIDELBERG Customer Portal

Print Shop Analytics - Your Data Power Tool.

Data is an important key element for improving a company’s performance. For the first time, all relevant data is merged into one solution and will be presented and interpreted real time in our new technology “Print Shop Analytics”. This automated analysis will support you and your business with a holistic 360° overview of the printshop.

- ✓ Full transparency over performance parameters
- ✓ Artificial Intelligence-supported notifications and recommendations for action
- ✓ Available online at any time



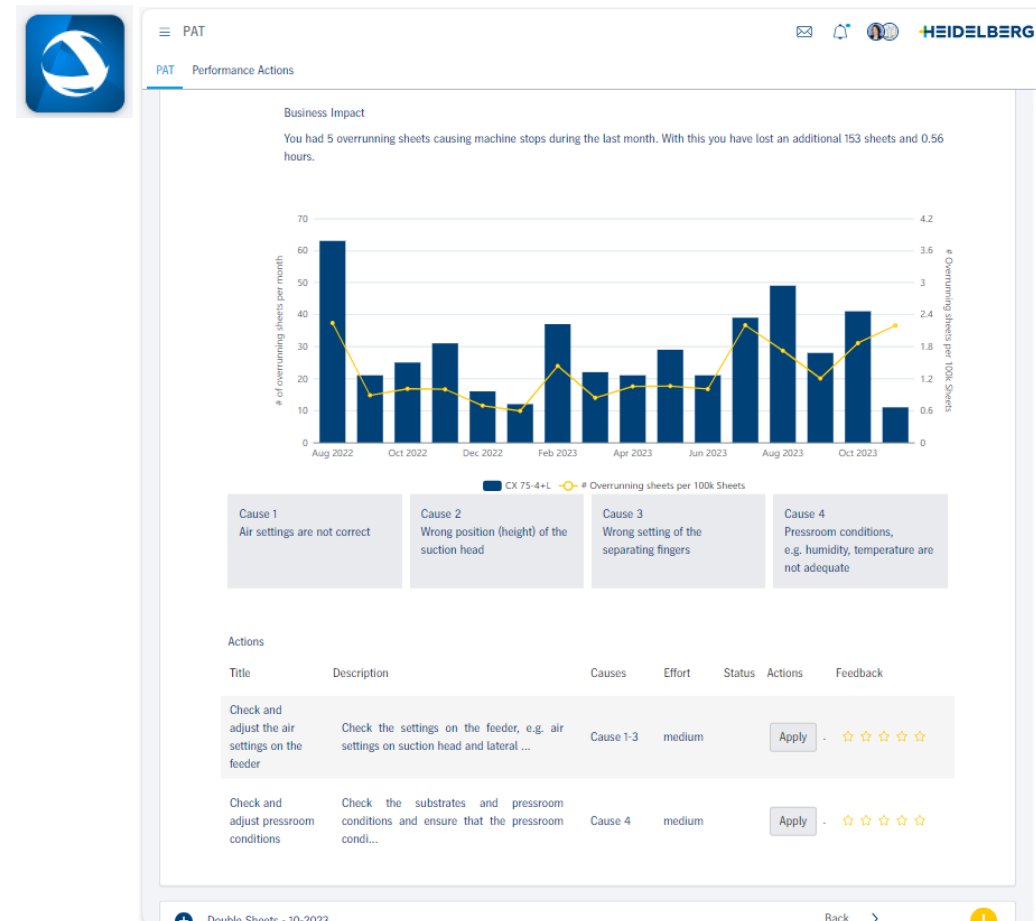
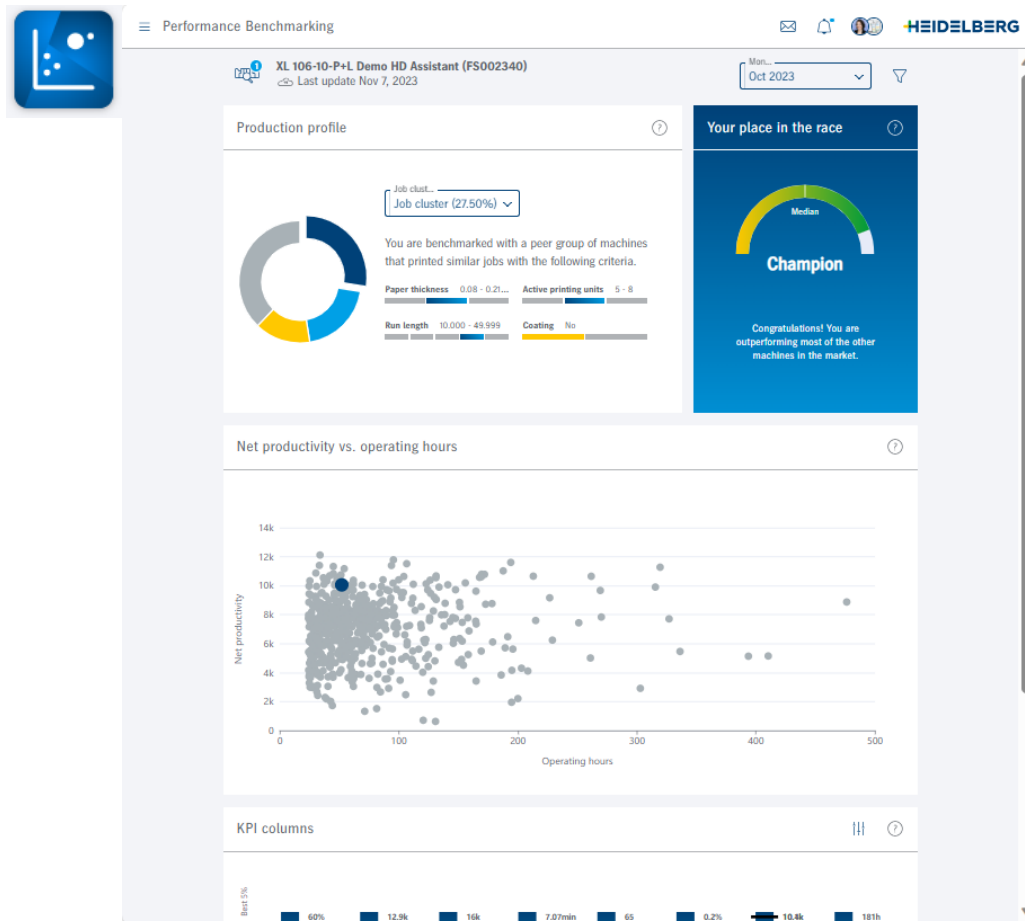
What is new in Print Shop Analytics?

Overview of new functions.

- ✓ New Apps: Benchmarking and PAT now available in the HEIDELBERG Customer Portal
- ✓ Machine details: trends, widgets, events, operations, progress, KPI table
- ✓ Versafire: real-time information, machine details and widgets
- ✓ Dashboards: New designs, status, library, improved functions
- ✓ Widgets: New options and dimensions, new KPIs
- ✓ Operations: near real time, material information, progress tab
- ✓ Exporting data: Monthly report, copying data to Excel
- ✓ Localization: Different languages and currencies were added

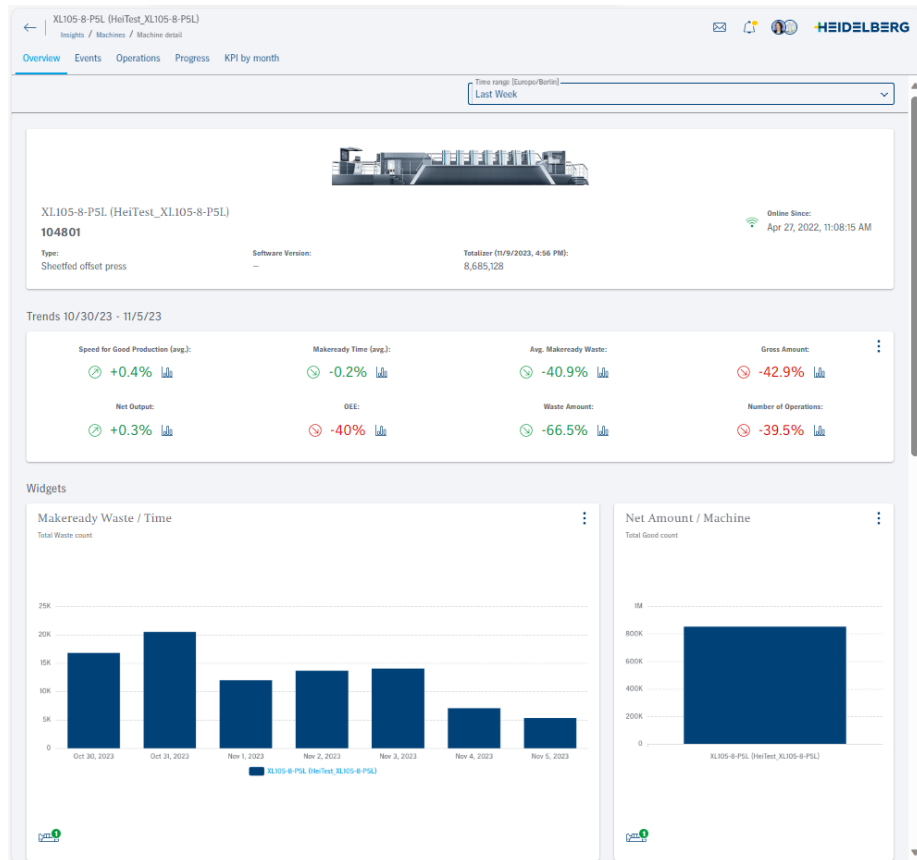
What is new in Print Shop Analytics? Overview of new functions.

✓ New Apps: Benchmarking and PAT now available in the HEIDELBERG Customer Portal



What is new in Print Shop Analytics? Overview of new functions.

- ✓ Machine details: trends, widgets, events, operations, progress, KPI table



Overview Events Operations Progress **KPI by month**

OEE 10000	60%	62.7%	34.9%	33%	34.7%	36.4%	32.7%	34.9%	32.7%	33%	33.9%	34.3%	12.7%
Net Productivity [1/h]	4,724	5,261	1,975	1,841	1,984	2,108	1,846	2,015	1,787	1,973	1,853	1,943	589
Net Productivity 10000 [1/h]	7,194	7,525	4,193	3,964	4,162	4,370	3,923	4,191	3,928	3,957	4,066	4,114	1,520
Run length (avg.)	3,313	3,285	3,300	3,330	3,370	3,320	3,403	3,393	3,279	3,593	3,233	3,331	3,374
Gross Amount	3,839,493	4,069,476	1,539,400	1,480,541	1,544,931	1,627,519	1,435,361	1,633,672	1,278,785	1,582,686	1,482,557	1,525,617	480,639
Net Amount	3,517,589	3,773,819	1,418,828	1,365,177	1,428,675	1,357,903	1,327,204	1,438,481	1,190,446	1,433,584	1,374,081	1,398,846	438,678
Operating Time [h]	743.9	717.3	718.3	741.4	720	644	718.9	713.8	666.1	726.7	741.4	720	745
Number of Operations	1,062	1,113	430	410	424	409	390	424	363	399	425	420	130

What is new in Print Shop Analytics?

Overview of new functions.

- ✓ Versafire: real-time information, machine details and widgets

Y989F410531

VersaFireEV (2200)
Running/Loading tray em...

55 pages / minute

Today
5 Jobs printed 133 Impressions

Pending
0 Jobs 0 Impressions

Operation:
Menu 299989
L0299989 - ST304958

(9 / 10)

Last update: 10/4/2023, 2:34:16 PM

5012J830003

C-Versafire_EP (2202)
Down

Today
0 Jobs printed 0 Impressions

Pending
0 Jobs 0 Impressions

Operation:
-

Last update: 9/14/2023, 10:11:14 AM

C-Versafire-EV (2203)
Y982J7F0402

Type: Digital printer Software Version: v3.18.015 Drop 5883

Online Since: Apr 13, 2023, 10:50:26 AM

Toner Info

Last update: 9/12/23, 8:53 AM

Color	Level (%)
Black	~90
Cyan	~80
Magenta	~90
Yellow	~30
White	~70

Paper Tray Info

Last update: 9/14/23, 11:15 AM

Name	Amount	Media Name
Tray-1	100	A4_für_Register
Tray-2	0	SRA3 (320.0 x 450.0 mm)

A4 equivalent / Shift

Virtual A4 surfaces printed

Shift	Count
Early Shift	~60K
Late Shift	~45K
Night Shift	~30K

Number of Operations / Machine

Count of started operations

Machine	Count
C-Versafire...	~280
C-Versafire...	~230
C-Versafire...	~280
C-Versafire...	~320

Impressions

Count of Impressions by type

75K

Color Impressions (Dark Blue) Black Impressions (Light Blue)

Impressions / Shift

Count of Impressions by type

Shift	Color Impressions	Black Impressions
Early Shift	~25K	~5K
Late Shift	~22K	~5K
Night Shift	~15K	~3K

What is new in Print Shop Analytics? Overview of new functions.

✓ Dashboards: New designs, status, library, improved functions

The screenshot shows the main dashboard interface with a top navigation bar containing 'Insights', 'Dashboards', 'Machines', 'Events', and 'Operations'. The dashboard is divided into several sections:

- Printing / Net Output Speed:** All Machines, Last Three Months, Whole Day. No comparison to planning included.
- Free Overview:** All Machines, Current Week, All Shifts. No deviation from target.
- Gross / Net Impressions:** All Machines, Last 12 Months, Whole Day. No comparison to planning included.
- Shift View:** All Machines, Yesterday, Whole Day. No comparison to planning included.
- Waste:** All Machines, Last Three Months, All Shifts. Deviation from target.
- Digital:** All Machines, Last Three Months, Whole Day. No comparison to planning included.

The Dashboard Library window displays a grid of dashboard templates, each with an 'Add' button:

- Empty Dashboard:** Start with an empty dashboard.
- Performance Charts:** Get an overview over your print shop performance with charts of OEE, Net Productivity and run length.
- OEE Index Details:** Discover details of the OEE evaluations with charts of OEE indexes, OEE time, OEE speed, OEE quality.
- Gross / Net Impressions:** Obtain insights of the net and gross amounts produced in your print shop as well as the average run length.
- Waste:** Have an overview over the waste produced in your print shop, including the KPIs makeready waste, run waste, waste amount, waste ratio, avg. waste impressions and deviation from planned values.
- Printing / Net Output Speed:** Get details about the speed of your machines with the KPIs avg. speed for good production, net output and net productivity.
- Production Times:** Obtain information about times in production, including operating time, number of operations and deviation from planned values.
- Quality:** Discover the operations not in target with our widgets for color quality.
- Shift View:** Get an overview over the performance of your shifts with many widgets for OEE, amounts, waste, speed and time.
- Makeready and Other Time:** Receive information about the makeready times and time between operations.

The 'New dashboard' configuration window allows users to create a new dashboard with the following options:

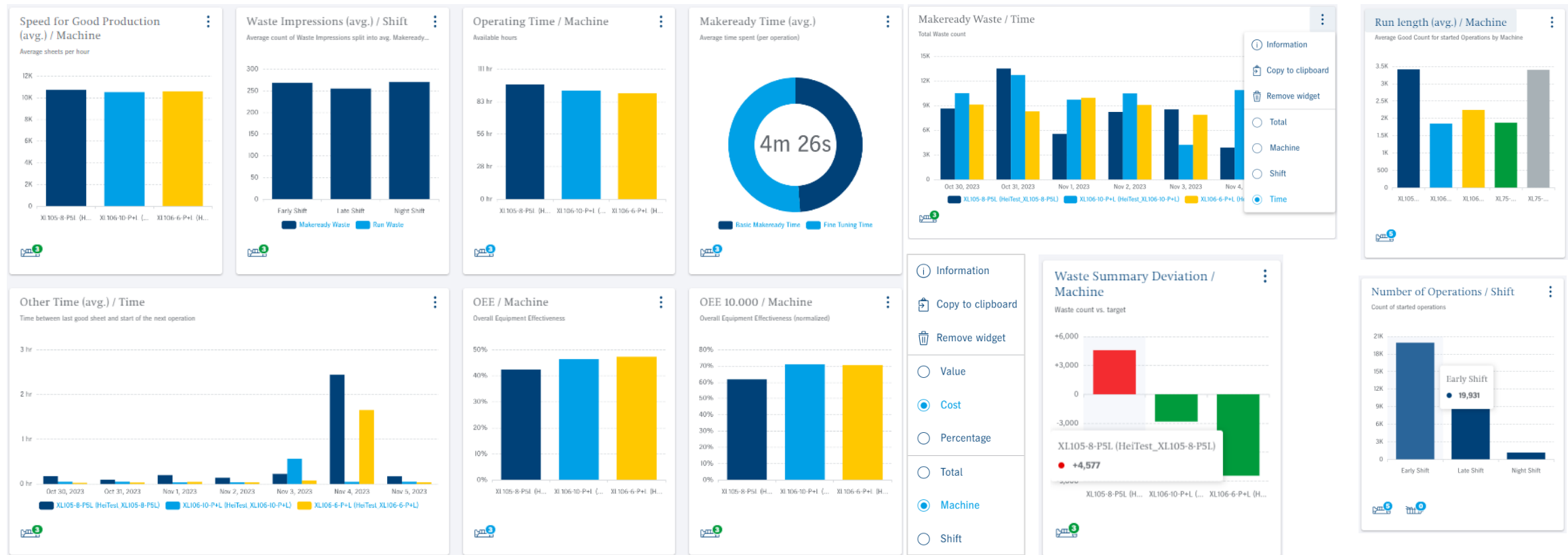
- Dashboard name:** New Dashboard
- With:** Grid layout
- Color:** Custom color selection
- Preview:** A small preview of the dashboard layout.
- Buttons:** Cancel and OK.

The 'Overview' widget displays the following information:

- Title:** Overview
- Subtitle:** All Machines, 7/1/22 - 9/30/23, All Shifts
- Status:** Deviation from target. (indicated by a red bar)
- Actions:** Remove, Clone, Edit.

What is new in Print Shop Analytics? Overview of new functions.

✓ Widgets: New options and dimensions, new KPIs



What is new in Print Shop Analytics?

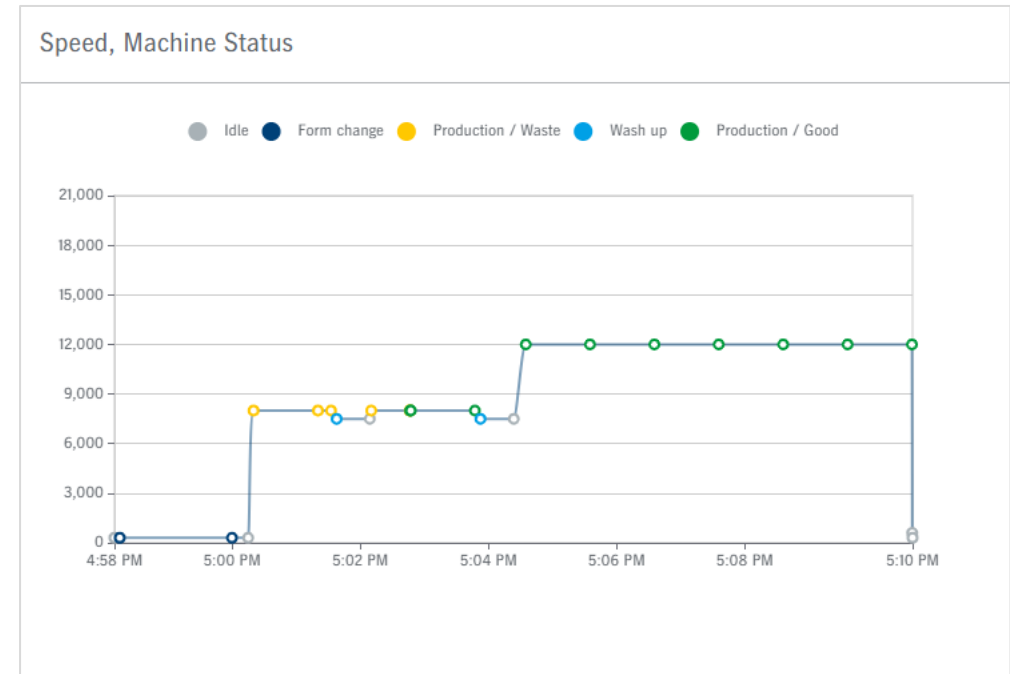
Overview of new functions.

✓ Operations: near real time, material information, progress tab

Operation	Start	Machine	Quantity	Status
Demo: 231110-183703 (231110-183703 ST100065 5/5)	11/10/23 6:40 PM	XL75-5L (HeiTest_XL75-5L)	211	In progress
Demo: 231110-180352 (231110-180352 ST100065 5/5)	11/10/23 6:05 PM	XL75-5L (HeiTest_XL75-5L)	2,287	Completed
Demo: 231110-173041 (231110-173041 ST100065 5/5)	11/10/23 5:32 PM	XL75-5L (HeiTest_XL75-5L)	582	Completed

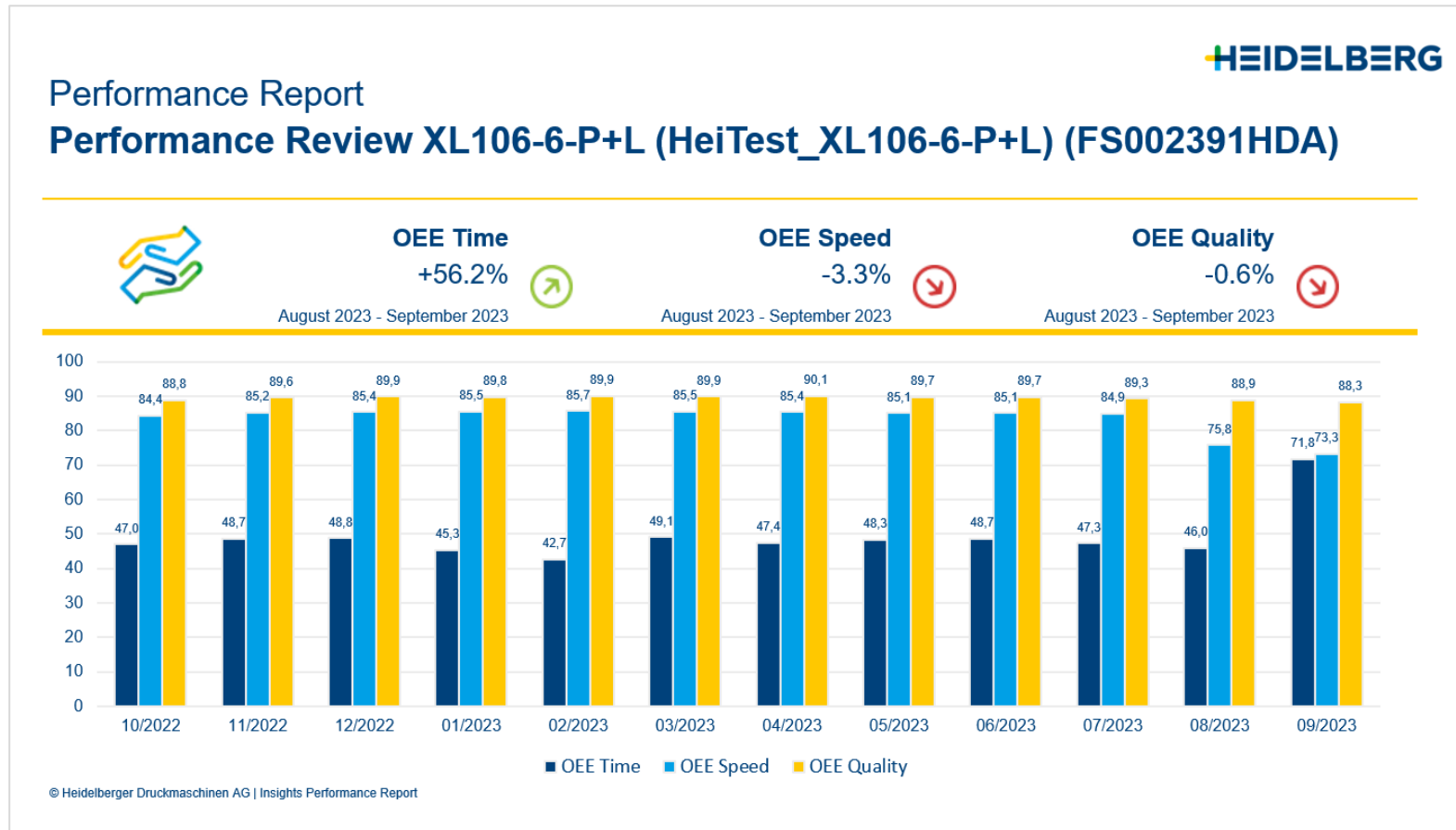
HD Tarte Flambee Orange 5c
331851 | Bogen 1_ST131010 5+/-

Machine:	Start / End:	Workstyle:	Material:
XL106-7+L-21k (4129)	11/7/23 1:11 PM 11/8/23 11:07 AM	Single-sided	880 mm x 630 mm 300 g/m ²



What is new in Print Shop Analytics? Overview of new functions.

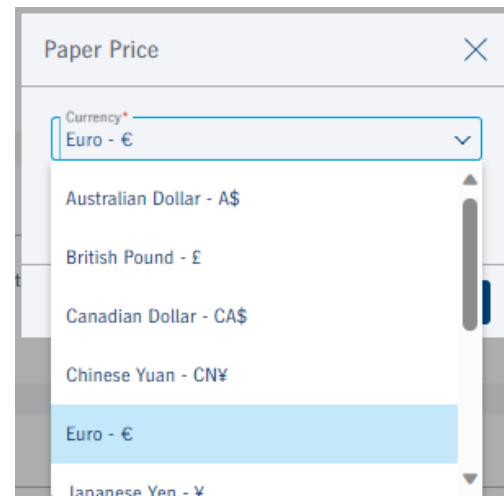
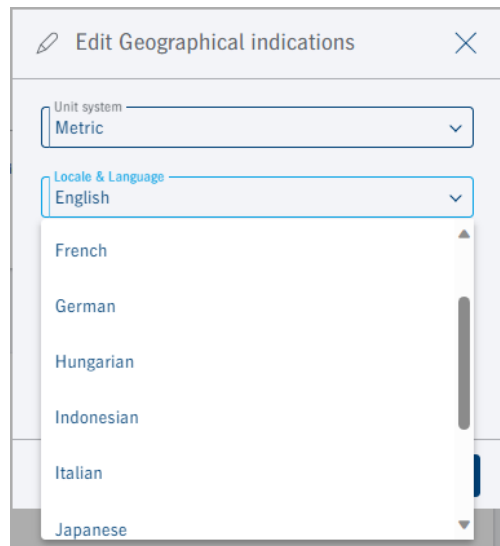
- ✓ Exporting data: Monthly report, copying data to Excel



	A	B	C	D
1	Makeready Waste / Time			
2	Machines	Time	Makeready Waste	
3	XL105-8-P5L (HeiTest_XL10	Aug 23	120,572	
4	XL106-10-P+L (HeiTest_XL1	Aug 23	286,186	
5	XL106-6-P+L (HeiTest_XL10	Aug 23	314,542	
6	XL105-8-P5L (HeiTest_XL10	Sep 23	289,83	
7	XL106-10-P+L (HeiTest_XL1	Sep 23	503,357	
8	XL106-6-P+L (HeiTest_XL10	Sep 23	485,223	
9	XL105-8-P5L (HeiTest_XL10	Oct 2023	321,704	
10	XL106-10-P+L (HeiTest_XL1	Oct 2023	462,873	
11	XL106-6-P+L (HeiTest_XL10	Oct 2023	430,484	
12				

What is new in Print Shop Analytics? Overview of new functions.

- ✓ Localization: Different languages and currencies were added



What is new in Print Shop Analytics?

Overview of new functions.

- ✓ New Apps: Benchmarking and PAT now available in the HEIDELBERG Customer Portal
- ✓ Machine details: trends, widgets, events, operations, progress, KPI table
- ✓ Versafire: real-time information, machine details and widgets
- ✓ Dashboards: New designs, status, library, improved functions
- ✓ Widgets: New options and dimensions, new KPIs
- ✓ Operations: near real time, material information, progress tab
- ✓ Exporting data: Monthly report, copying data to Excel
- ✓ Localization: Different languages and currencies were added

Agenda

1. Print Shop Analytics.

A brief look into the app Insights: what is new?

2. Get some Insights.

Get a feeling of the system by using it yourself.

3. Wrap up.

Conclusion and next steps.

Get some Insights.
Get a feeling of the system by using it.

Hands-on
Smartphones / Tablets / Laptops
Step-by-step
Challenges



Get some Insights. Login.



home.plus.heidelberg.com

1) Scan the QR code or type in your browser:

home.plus.heidelberg.com

2) Click on „Sign in with Zaikio“

3) Log in with the credentials:

Username: prinect2023@gmail.com

Password: prinectuserdays

Get some Insights.
Challenges.

1

What is the current speed of the machine XL106-10-P+L? What job is it printing?

Bonus questions: What is its totalizer? Is the waste going up or down?

2 Minutes



Hint: look in the area Machines“...

...click on the machine picture

Get some Insights.
Challenges.

2

Which was the last anomaly detected on the machine XL105-8-P5L?

**Bonus questions: Why is it interpreted as an anomaly?
What should be the value so that no event is triggered?**

2 Minutes



Hint: look in the events area...

...or in the notifications

...check events details or information on the list

Get some Insights. Challenges.

3

When was the last operation of the job Bonaqua yesterday? What material was used?

**Bonus questions: Was there any interruption on this operation?
How many wash ups were performed?**

2 Minutes



Hint: look in the operations area...

...sort or filter the results

...check the progress tab

Get some Insights. Challenges.

4

What was the OEE for the XL 75-5L in September 2023? In which week was it the highest?

Bonus questions: What could be the reason for the higher OEE?

How many operations were produced in this machine in the same period?

2 Minutes

Hint: look in the dashboard performance charts...

...change the filter settings...

...check other widgets, maybe add a new one...

Get some Insights.
Challenges.

5

Create a new dashboard showing the overall performance of the machine 106-6-P+L for the past 12 months.

Bonus question: Include any KPIs you find relevant and adjust them to your needs.

2 Minutes



Hint: go to the Dashboards area...

...click on + New Dashboard and choose the appropriate one...

...click on + New element

Agenda

1. Print Shop Analytics.

A brief look into the app Insights: what is new?

2. Get some Insights.

Get a feeling of the system by using it yourself.

3. Wrap up.

Conclusion and next steps.

Next steps in the development.
Functions already planned.

Postpress integration

Color quality reports

Person related reports

Energy consumption

Anomaly detection

...



Continuous development and collaboration.
Let us work together.



Thank you for joining!

Let's work together to make our vision come true

Carolina Viterbo
Carolina.Viterbo@heidelberg.com
Phone +49 6222 821760

