

WS 25 & WS 30  
Integrated Hard Cover Book Production.  
From the offer to the finished book with  
Prinect 2020.





■ ■ ■ W. Stoltenberg ■

Integrated Hard Cover Book Production.  
From the offer to the finished book with Prinect 2020.

## A new way of printing: Hardcover production 4.0

Automatic estimating of complete product

Hand over to production

Plan – and utilize all automation

WORKSHOP

25



■■■ W. Stoltenberg ■■■

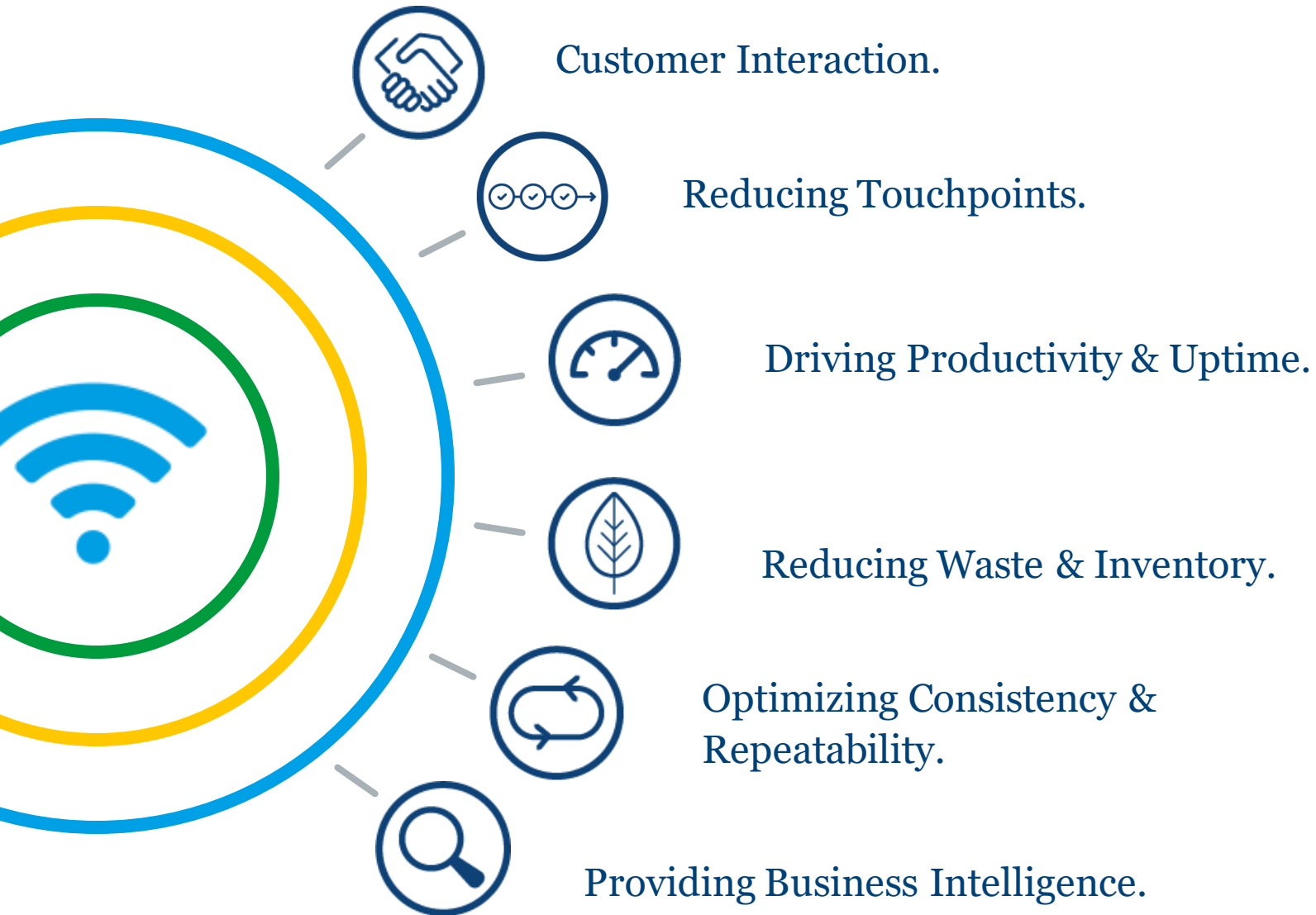
Integrated Hard Cover Book Production.  
From the offer to the finished book with Prinect 2020.

## A new way of printing: Hardcover production 4.0

Automatic estimating of complete product  
Hand over to production  
Plan – and utilize all automation

WORKSHOP

30







## Integrated hardcover book production.

- MIS released in December 2018
- Production released in June 2019





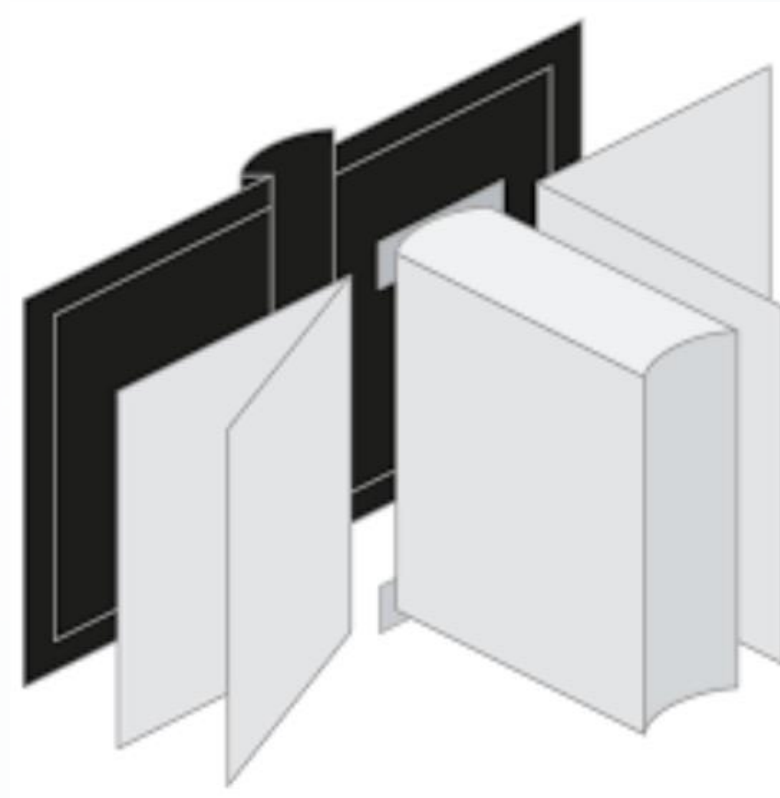
What is special about books?





Hard cover books consist of many different parts.

- **Book Cover**
- Cover
- Cover board front
- Cover board back
- Spine board
- **End sheets**
- Front
- Back
- **Inner book block**
- **Optional: Jacket, ribbon**

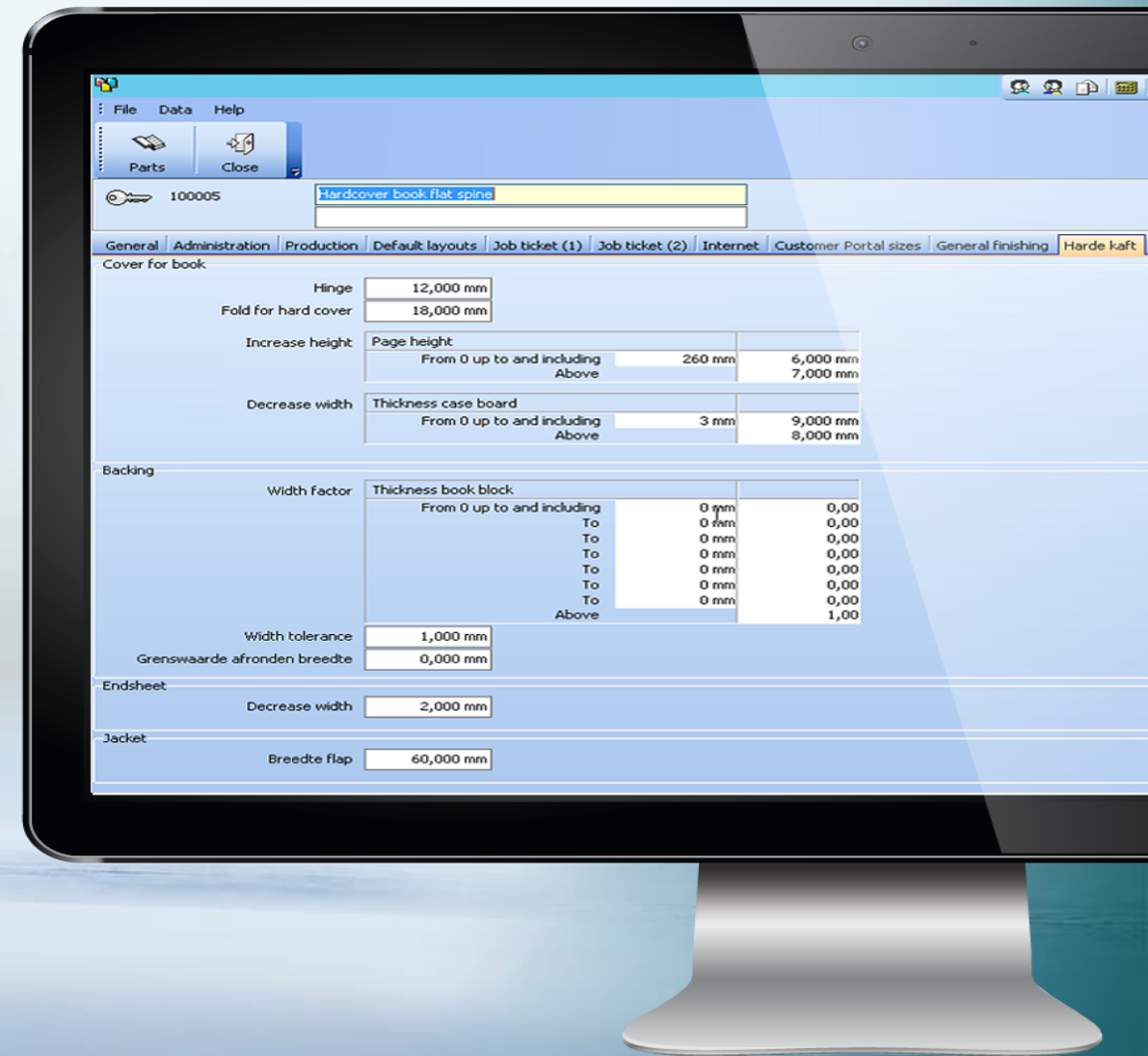






## Supporting hardcover with Prinect MIS:

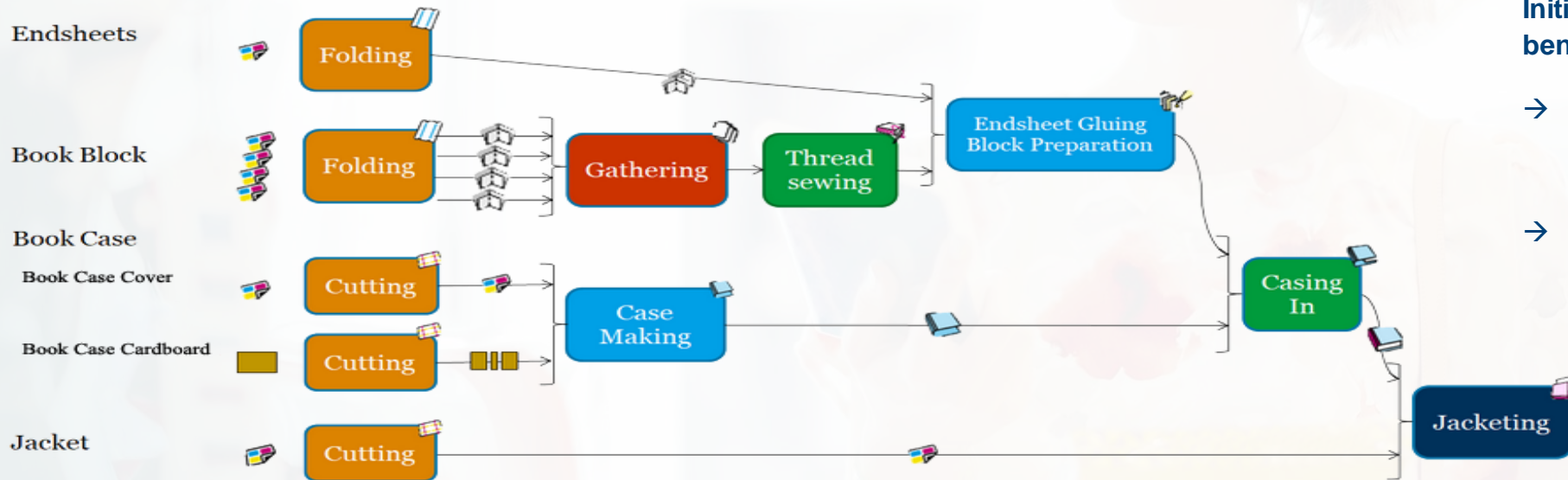
- Extended product preconfiguration
- Tailored automatic estimating for books
- Extended folding scheme handling





Flexible process net for hardcover demands:

provide proper process net for take over by Prinect production.



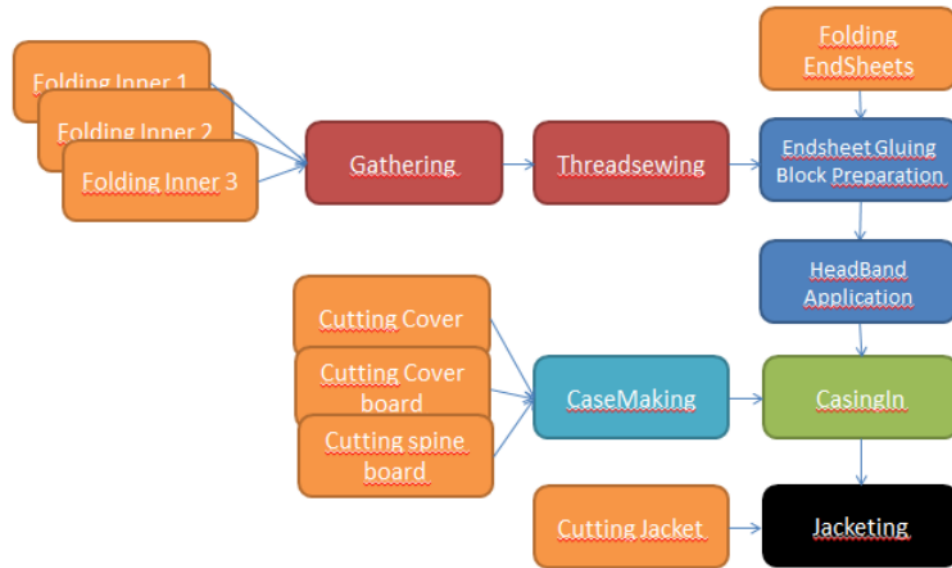
**Initiated for hardcover books – beneficial for ALL products**

- Flexible definition of process chains and product structures in the MIS
- Precise and automatic job preparation also for complex products.

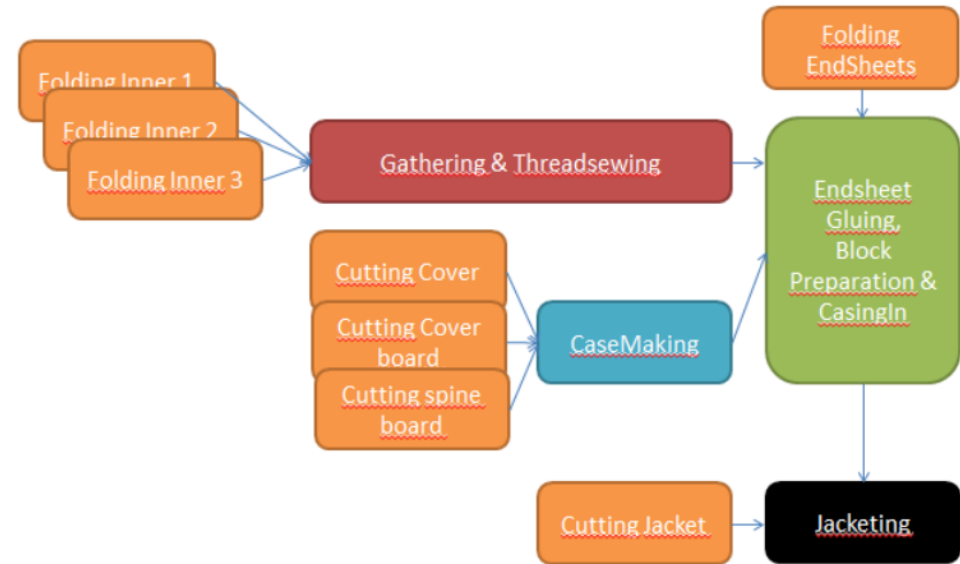


# Hardcover Workflow: Far more complex process net than for standard Commercial products.

## Hardcover production



## Hardcover production full automated





## Improved material handling (not only) for books.

- Free definition of calculation rules with flexible rule editor by using predefined variables
- Supports multiple materials (up to 6) per process
- Higher precision in estimating of production costs: best price and highest profitability
- Improved material logistics



Princt Business Manager  
can **automatically** calculate all required parts correctly.





Live  
demonstration.





Prinect Production can take over the orders.  
All necessary processes are generated.





## Automated take over in Prinect Production:

→ **Product Parts** with planned quantities

The screenshot displays the 'Overview' tab of the Prinect Production software. The main header shows the product name 'HardCover small 005 - Med2GB', the number 'HCBfinal', and the customer name. Below the header, there are navigation tabs for 'Product Description', 'Colors', 'Documents' (4), 'Pages' (38), and 'Imposition' (8). The left sidebar shows a tree view of product parts, with 'Jacket' highlighted in orange. The main content area shows the 'Planned Quantity' as 3130 and a list of product types, with 'Jacket' selected. Below this, there is an 'Internal Comments' section.

**Overview** Name: **HardCover small 005 - Med2GB** Number: **HCBfinal** Customer Name: **H**

Product Description Colors Documents 4 Pages 38 Imposition 8

End product  
Cover  
Cover board back  
Cover board front  
Endsheets  
**Jacket**  
Spine board  
Text

**Planned Quantity:** 3130

Standard product type: Jacket  
MIS-specific product type: Endsheets  
Product Code: Envelope  
Product Number: Flat Work  
Folding Carton  
Folding Sheet  
Front Cover  
Insert  
Jacket

**Internal Comments**

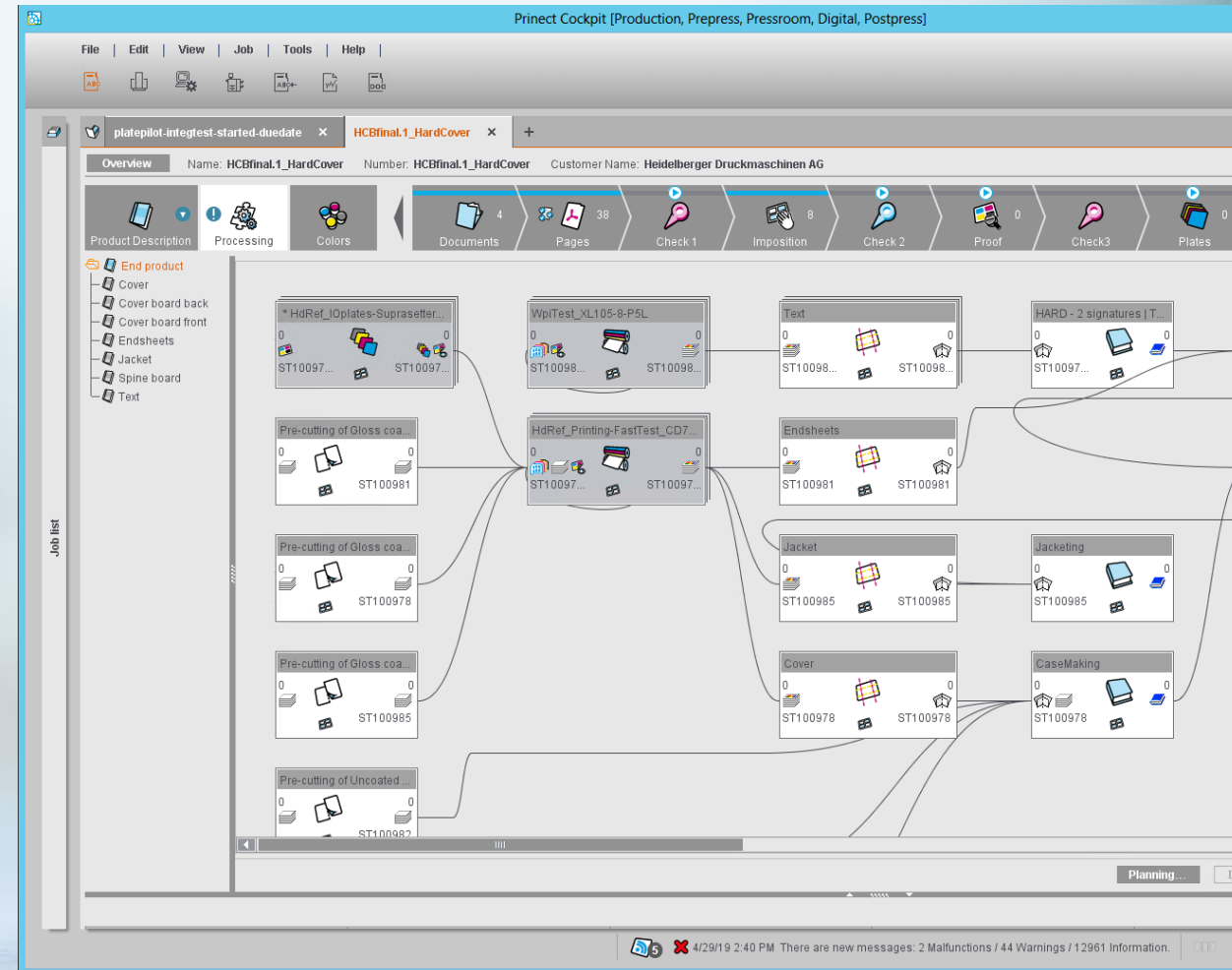




# Automated take over in Prinect Production:

→ Product Parts with planned quantities

→ Complete Process net

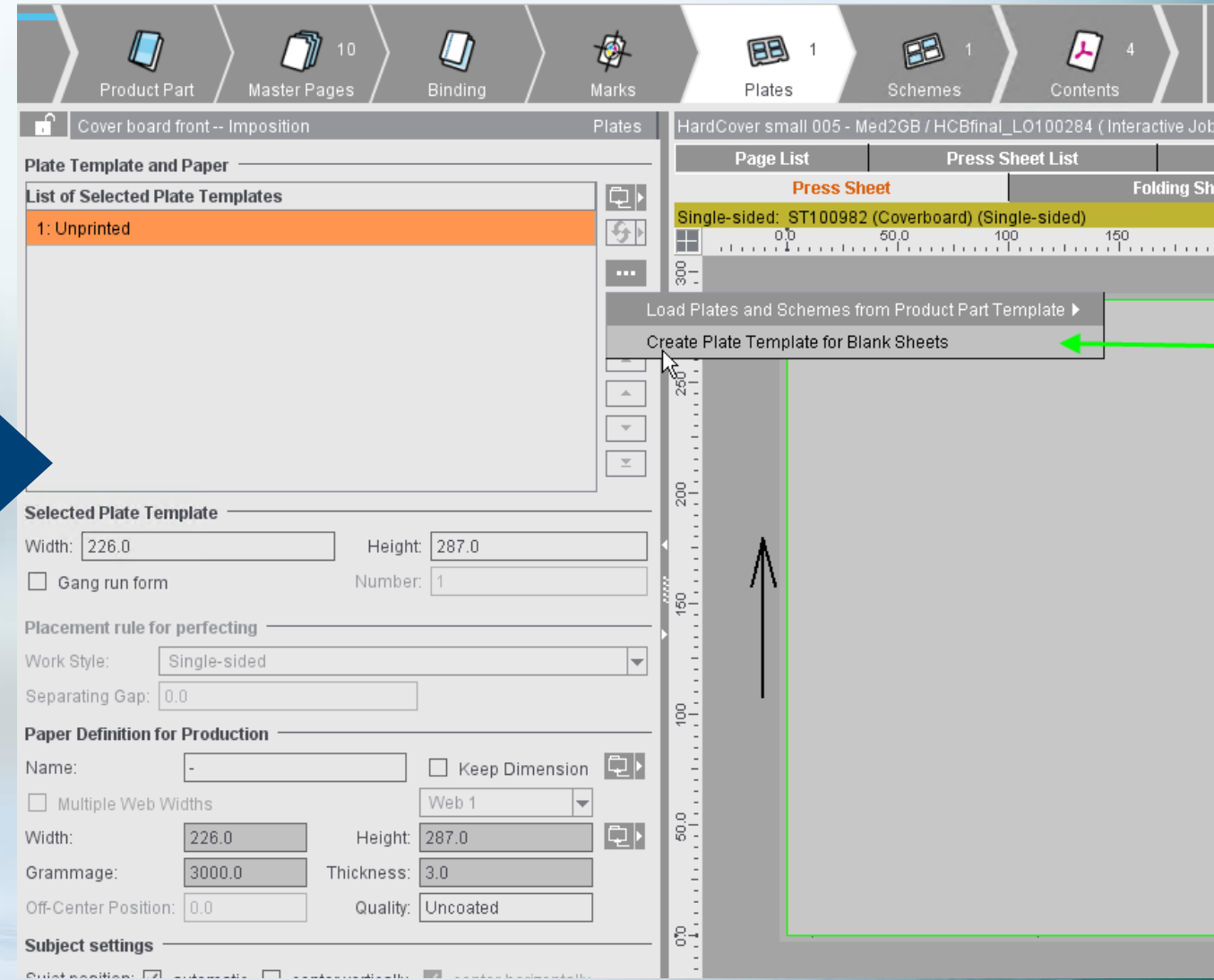




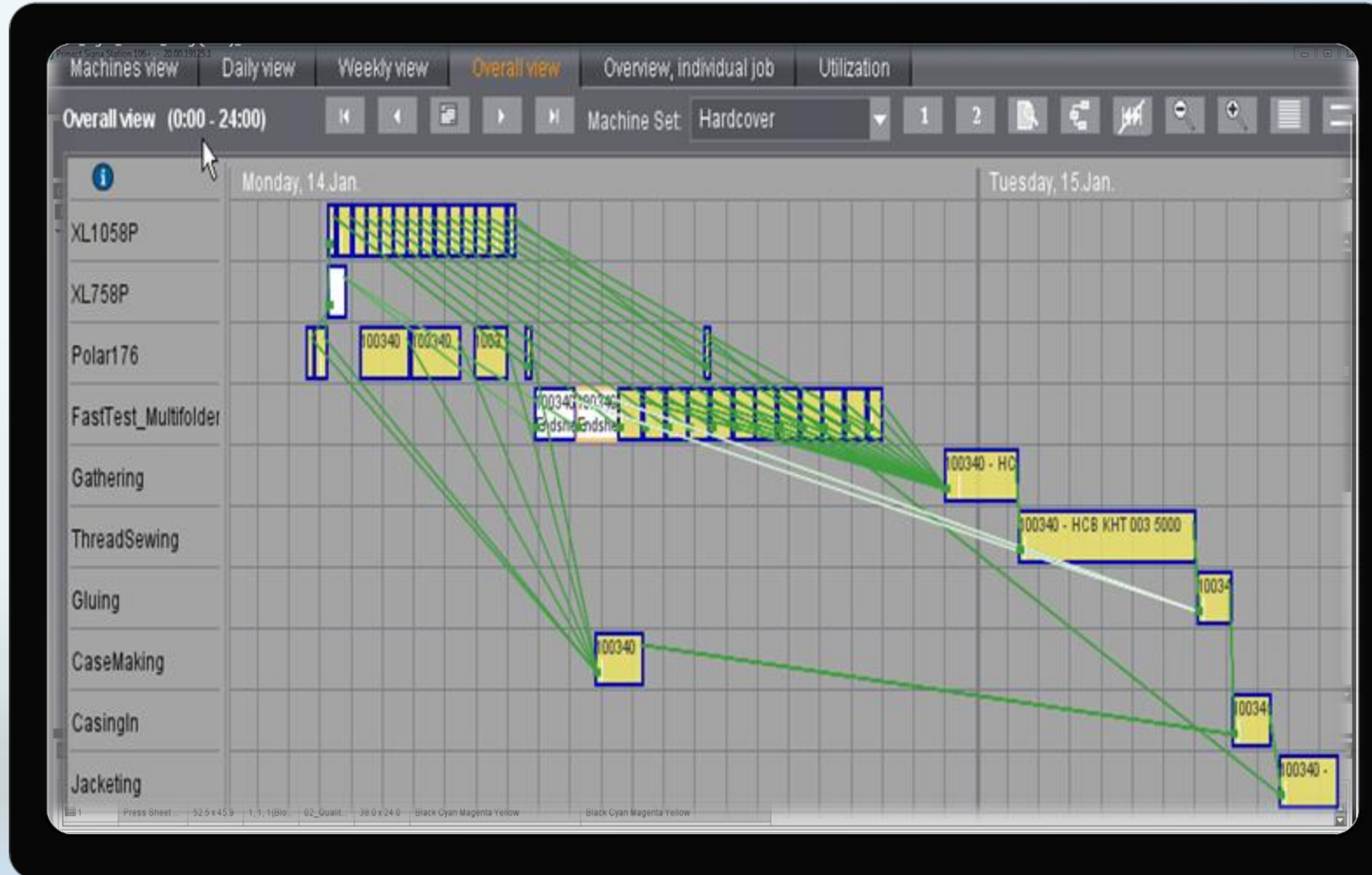
# Automated take over in Prinect Production:

- **Product Parts** with planned quantities
- Complete **Process net**
- **Imposition layout creation** based on definition in Prinect Business

\* without Prinect Business manual creation via Planning Assistant



# Prinect Scheduler



- Independent production of cover
- Native support of book production devices



Live  
demonstration.





Can this be used without MIS?



# Manual Hardcover Planning with Planning Assistant

- Binding in Planning Assistant
- Modes of Planning Assistant applied to hardcover:
  - Check Binding from MIS (no customizing)
  - Correct Binding from MIS (customizing)
  - New Binding based on product part types
- Hierarchical Binding – binding results of previous binding work steps
- Binding portions of product parts
  - only some of the sheets of a product
- Add, change and remove binding work steps

**Binding**  
Modify or extend operations for binding. You can change machines and variants for the operations.

Product — Delivery — **Binding**

Operation	Components	Variant
HardCover small 005	Cover Cover board back Cover board front Spine board	CaseMaker
HardCover small 005	Text	Gatherer
HardCover small 005	Gatherer	ThreadSewer
HardCover small 005	Endsheets ThreadSewer	Gluer
HardCover small 005	CaseMaker Gluer	CaseBinder
HardCover small 005	Jacket CaseBinder	Jacketer

execute Gathering (9000) Gathering 10000 60 0

**New Operation Before**

Components:  Endsheets (1/2)  Text

Machine: Gathering (9000)

Variant: Gathering

Buttons: Select all, Deselect all, Teilen...

**Select Product Elements of "Text"**

Buttons: Select all, Deselect all


- Text\_FB 004 (Text\_FB 004)
- Text\_FB 005 (Text\_FB 005)
- Text\_FB 006 (Text\_FB 006)
- Text\_FB 007 (Text\_FB 007)
- ST101032 (Signature 12 pages 1)
- ST101033 (Signature 12 pages 2)
- ST101034 (Signature 8 pages 1)

Buttons: OK, Cancel

Buttons: New Operation Before, New Operation After



Live  
demonstration.





Workflow solutions for Business and Production.  
**Prinect. Driving the Smart Print Shop.**





Thank you very much for your attention.  
**We are happy to answer your questions.**