

WS 14 and WS 18:
PDF Toolbox.
New functionality – including
simple variable data handling.



■ ■ ■ S. Hansen, F. Gnutzmann ■

PDF Toolbox. New features – including simple variable data handling.

New Features of PDF Toolbox 2018/2019

How to work with Versioning Assistant

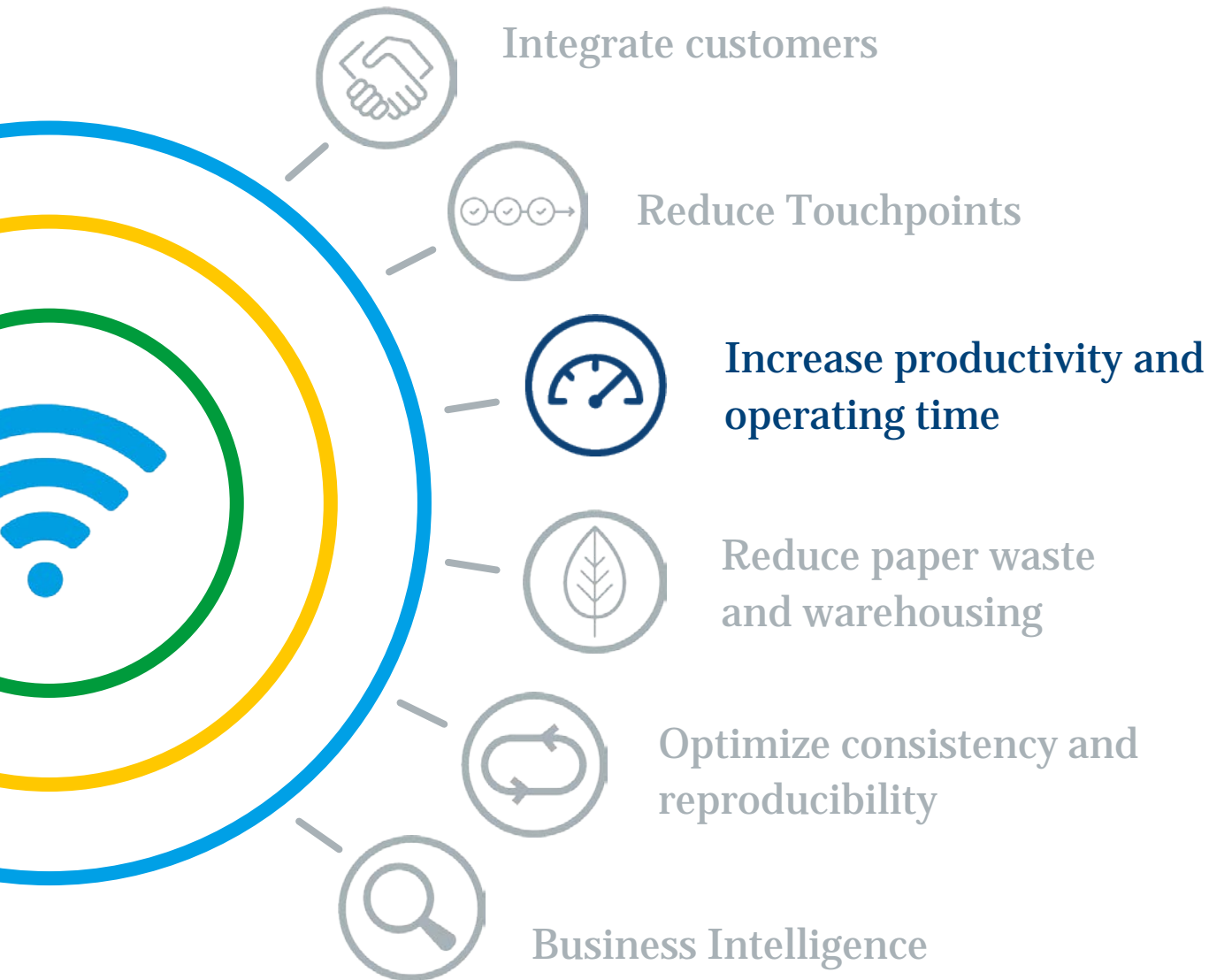
How to use VDP Editor

New Tool „Show Effects“

WORKSHOP

14







New Features PDF Toolbox 2018/2019





General

Since 2018:

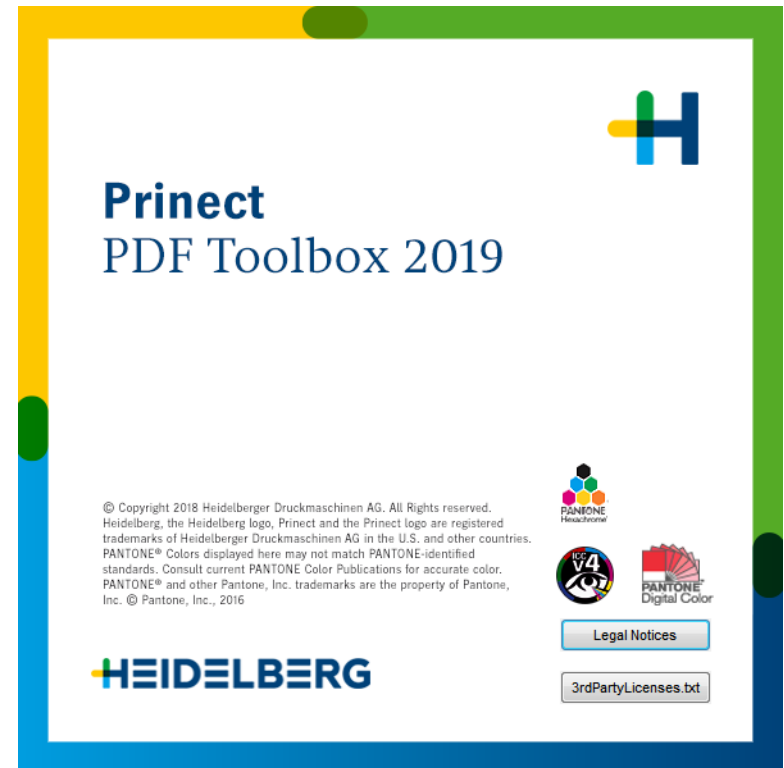
- Online Help only via Internet.
(Available as PDF or Android App)
- Adobe Acrobat X, XI, DC

Geometry Control

- New tab “Bleed” for missing bleed
- Adding empty pages to PDF/VT

Since 2018:

- Mirror guidelines
- Alignment grid for reference points
- Split and tile applied mirrored





Object Editor

→ Ungroup text/graphic

Since 2018:

- creating clip paths for images
- rounding corners of rectangles
- convert artwork to bitmap (Labelfire Workflow)

Spot Color Editor

Since 2018:

- Connectivity to Master Data Storage (MDS)
- create test charts for user defined color tables
- Export spot color as a shape line (CFF2)

Trap Editor

→ Improvement of trapping transparencies





PDF Compare

Since 2018:

- Compare Report
- Comparison in respect of trimbox or PDF/X output intents

Assemble Pages

Since 2018:

- transferring page position to all other pages
- Lock positions





Versioning Assistant... How to prepare variants for print.





Versioning Assistant...

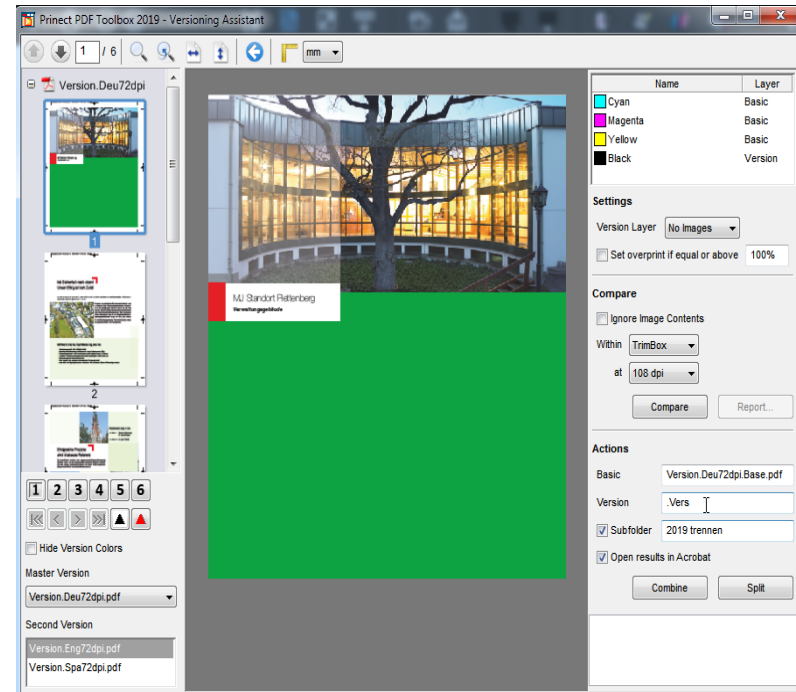
...How to work with it

Since 2018:

- Complete redesign
- create Versioning Report

From 2019:

- Improvement of correction options for separated versions:
 - Remove 0% Pixels
 - Merge base and version
 - Inclusion of base in comparison





Barcode & VDP Editor





VDP Editor...

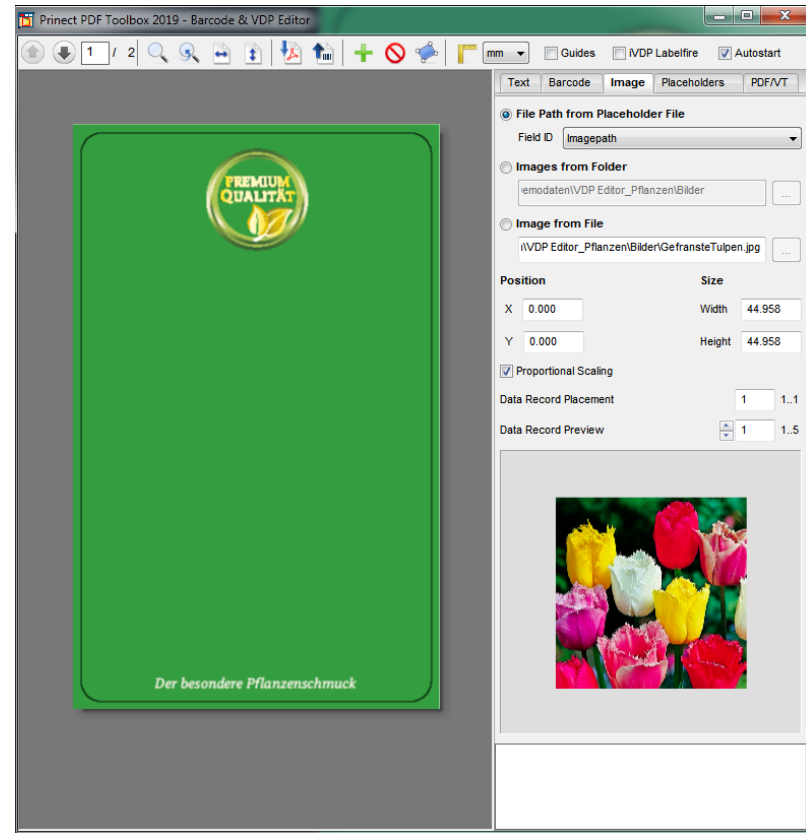
...How to work with it

Since 2018

- Placement of dynamic images
- Word wrap

Since 2019

- Autostart
- Preview of mark substitution
- Line spacing
- Checkbox for optional usage of CSV file
- Copy & Paste of text or barcode marks
- Placement of variable data on imposed sheet
- iVDP workflow for Labelfire/Primefire
 - Fulfill requirements for pharmaceutical and other regulations



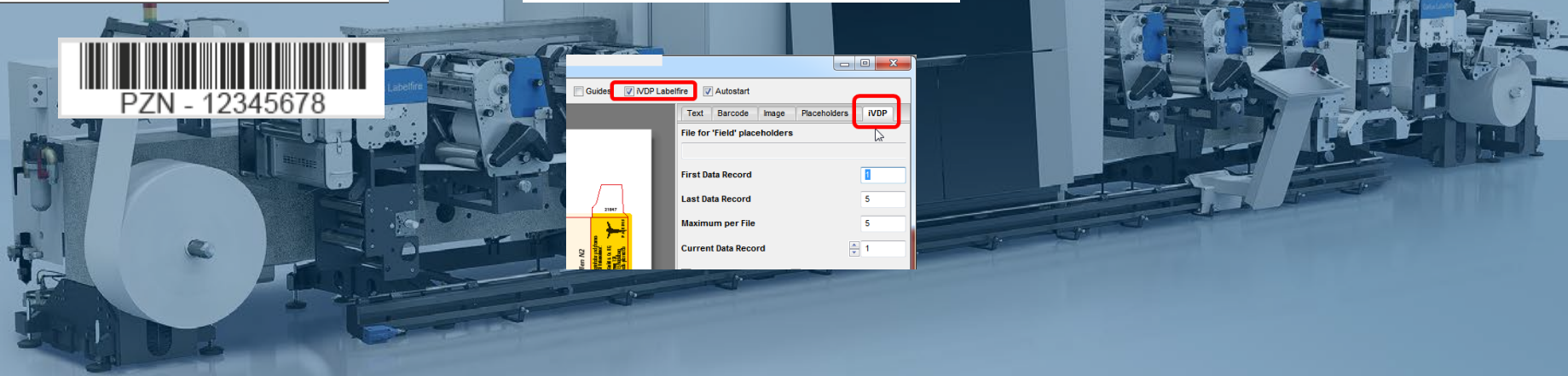


Processing in Labelfire or Primefire Workflow

PDF

iVDP

Replacement in RIP
Very fast printing





Show Effects

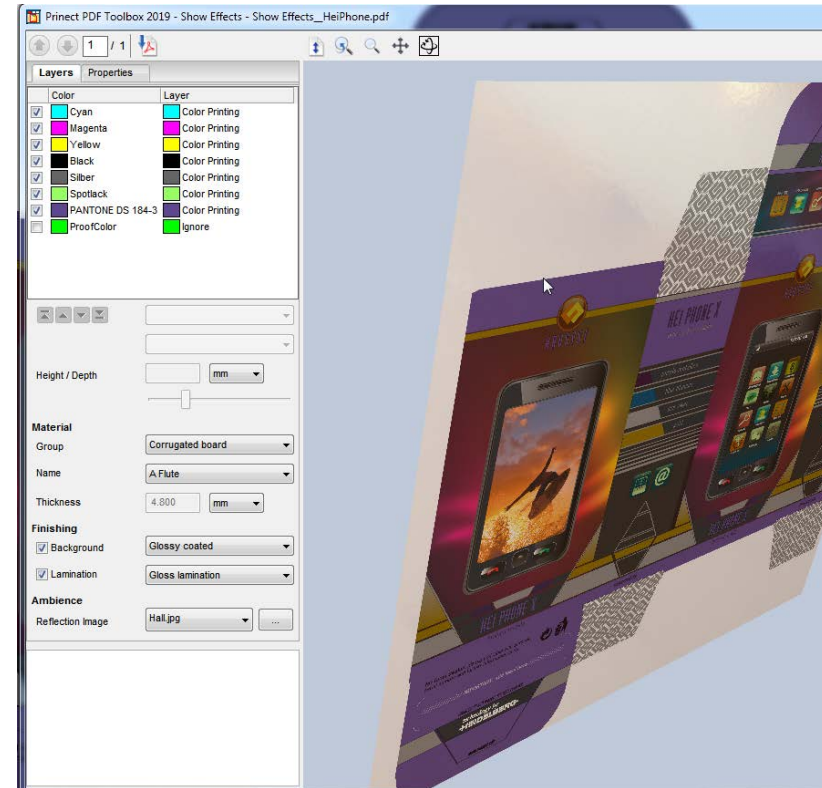




Show Effects...

...How to work with it

- Visualize Coating Effects
- Foil, varnish, metallic colors, embossing or Braille
- License for Coating Editor needed





Your feedback was:

**So many nice new features!
Is there any help that shows how
do I operate the tools?**

- ✓ PDF Toolbox Video Tutorials 2016-2019 available here:
<https://www.prinect-lounge.com/display/PT/>
- ✓ PDF documentation
“What is new in PDF Toolbox2018/2019”
available on Installation USB Stick





✓ Video Tutorials or Online Help accessible from Prinect Cockpit :

The screenshot shows the Prinect Cockpit software interface. The top menu bar includes File, Edit, View, Job, Tools, and Help. The Help menu is open, showing options: Online Help (F1), About (Ctrl+F2), Versions..., and Error Report... A red arrow points from the 'Online Help' menu item to a browser window. The browser window displays the 'Prinect Know How' help page. The page features a language selection menu on the left with options: English, Deutsch, Français, Español, Italiano, Português, 日本の, 中国, and 한국의. The main content area has a blue header with the Heidelberg logo and three blue boxes: 'Workflow PDFs' (Workflow descriptions, Quick start instructions, Basics), 'Video Tutorials' (Visual description of special features and procedures in video tutorials), and 'Online Helps' (All Online Helps on Prinect products with detailed reference data). The footer includes the copyright notice: © TORBO-DOKU www.torbo-doku.de.



✓ ...or via Internet:

http://onlinehelp.prinect-lounge.com/App/App_start/#t=Prinect%2Fenglish%2Fenglish-1-.htm





Thank you very much for your attention.
We are happy to answer your questions.